

CENTER FOR INTERNATIONAL TRADE EXPOSITIONS AND MISSIONS
Statement of Financial Performance
(ALL FUNDS)
FOR THE PERIOD ENDED September 30, 2017

Revenue			
Service and Business Income / <i>Breakdown of Income</i>	PHP	60,286,085.24	
Gains from Operations		-	
Total Revenue		_____	PHP 60,286,085.24
Less: Current Operating Expenses			
Personnel Services / <i>sched 1</i>	PHP	34,375,258.13	
Maintenance and Other Operating Expenses / <i>sched 2</i>		51,913,502.51	
Financial Expenses / <i>sched 3</i>		216,897.96	
Direct Costs / <i>sched 4</i>		72,852,625.10	
Non-Cash Expenses / <i>sched 5</i>		2,062,811.64	
Total Current Operating Expenses		_____	161,421,095.34
Surplus/(Deficit) from Current Operations			PHP (101,135,010.10)
Net Financial Assistance/Subsidy/Contribution	PHP	180,618,000.00	
Gains / <i>Breakdown of Income</i>		60,812.90	
Losses		(27,863.20)	180,650,949.70
Net Surplus/(Deficit) for the period			<u>PHP 79,515,939.60</u>

Prepared by:

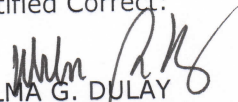

 CHRISTINE KAREN M. AGUINALDO
 Accountant III

Noted by:



 MA. LOURDES D. MEDIRAN
 Supervising Deputy Executive Director

Date Printed: 11/10/2017

Certified Correct:


 WILMA G. DULAY
 OIC - Controllership

Approved by:


 CLAYTON H. TUGONON
 Executive Director

CENTER FOR INTERNATIONAL TRADE EXPOSITIONS AND MISSIONS
Statement of Financial Position
(ALL FUNDS)
As of September 30, 2017

ASSETS

Current Assets

Cash and Cash Equivalents	PHP 195,059,271.78	
Receivables	27,175,918.22	
Inventories	1,035,000.86	
Other Current Assets	10,091,054.80	
Total Current Assets		PHP 233,361,245.66

Non-current Assets

Receivables (net)	3,663,042.65	
Property and Equipment (net)	40,951,750.91	
Other Non-current Assets	295,194,734.71	
Total Non-current Assets		339,809,528.27

Total Assets

PHP 573,170,773.93

LIABILITIES

Current Liabilities

Financial Liabilities	13,929,058.13	
Inter-agency Payables	16,758,963.20	
Trust Liabilities	1,503,845.38	
Deferred Credits/Unearned Income	5,700,297.29	
Other Payables	3,056,259.30	
Total Current Liabilities		PHP 40,948,423.30

Non-current Liabilities

Financial Liabilities	7,679,149.11	
Other Payables	6,248,650.41	
Total Non-current Liabilities		13,927,799.52

Total Liabilities

54,876,222.82

Total Assets Less Total Liabilities

PHP 518,294,551.11

NET ASSETS/EQUITY

Government Equity

Government Equity	PHP 41,221,808.66
Revaluation Surplus	5,054,353.77
Accumulated Surplus - Appropriated	292,075,633.31
Accumulated Surplus - Unappropriated	100,426,815.77
Net Surplus / (Deficit) for the period	79,515,939.60

Total Net Assets/Equity


PHP 518,294,551.11

Prepared by:



CHRISTINE KAREN M. AGUINALDO
Accountant III

Certified Correct:



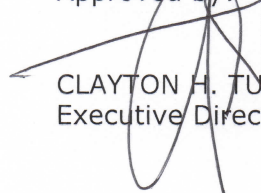
WILMA G. DULAY
OIC - Controllership

Noted by:



MA. LOURDES D. MEDIRAN
Supervising Deputy Executive Director

Approved by:



CLAYTON H. TUGONON
Executive Director

TRIAL BALANCE			
As of September 30, 2017			
Agency : Center for International Trade Expositions and Missions			
ACCOUNT TITLES	ACCOUNT CODE	DEBIT BALANCES	CREDIT BALANCES
ASSETS			
CURRENT ASSETS			
Cash - Collecting Officers	1010101000	138,463.24	
Advances for Special Disbursing Officer	1990103000	135,423.13	
Petty Cash	1010102000	100,000.00	
Cash in Bank - LCCA - DBP	1010202016	2,968,840.96	
Cash in Bank - LCCA - PNB	1010202029	Pi 12,543,595.86	
Cash in Bank - LCCA - PNB	1010202029	Ps -	
Cash in Bank - LCCA - LBP	1010202024	Li 55,274,637.03	
Cash in Bank - LCCA - LBP	1010202024	Li 20,916,476.74	
Cash in Bank - Local Currency, Time Deposits - DBP	1010204002	1,748,601.17	
Cash in Bank - Local Currency, Time Deposits - PNB	1010204004	2,705,939.48	
Cash in Bank - Foreign Currency, Savings Account - PNE	1010303003	49,296,067.21	
Cash in Bank - Foreign Currency, Savings Account - LBP	1010303001	815,977.79	
Cash in Bank - Foreign Currency, Time Deposits - LBP	1010304001	48,415,249.17	
Accounts Receivable	1030101000	o 885,471.72	
Accounts Receivable	1030101000	L 14,642,180.72	
Accounts Receivable	1030101000	i 5,824,882.02	
Due from Officers and Employees	1030502000	30,386.46	
Advances to Officers and Employees	1990104000	855,780.35	
Due from National Government Agencies	1030301000	4,878,128.73	
Other Receivables	1030599000	59,088.22	
Office Supplies Inventory	1040401000	754,706.73	
Drugs and Medicines Inventory	1040406000	32,110.25	
Other Supplies and Materials Inventory	1040499000	246,233.88	
Textbooks and Instructional Materials Inventory	1040410000	1,950.00	
Prepaid Rent	1990202000	7,135,897.91	
Other Prepayments	1990299000	43,566.00	
Guaranty Deposits	1990302000	610,984.86	
Input VAT	1990206000	2,300,606.03	
TOTAL CURRENT ASSETS		233,361,245.66	-
NON-CURRENT ASSETS			
Accounts Receivable	1030101000	ec 443,446.37	
Accounts Receivable	1030101000	L 7,992,149.86	
Accounts Receivable	1030101000	i 547,535.93	
Allowance for Impairment - Accounts Receivable	1030101100		9,709,313.09
Advances to Officers and Employees	1990104000	1,378,924.76	
Due from National Government Agencies	1030301000	348,395.93	
Receivables - Disallowances/Charges	1030501000	cen (300.00)	
Receivables - Disallowances/Charges	1030501000	dmc 8,459.90	
Receivables - Disallowances/Charges	1030501000	oc 2,265,018.26	
Receivables - Disallowances/Charges	1030501000	pnb 270.20	
Receivables - Disallowances/Charges	1030501000	r 138,818.00	
Receivables - Disallowances/Charges	1030501000	re 249,636.53	
Guaranty Deposits	1990302000	2,273,081.04	
Other Assets	1999999000	ewt 2,296.88	
TOTAL		15,647,733.66	9,709,313.09
PROPERTY PLANT & EQUIPMENT			
Buildings	1060401000	22,451,967.22	
Other Structures	1060499000	21,946,150.50	
Office Equipment	1060502000	8,581,270.77	
Furniture and Fixtures	1060701000	5,229,003.54	
Information and Communication Technology Equipment	1060503000	27,801,813.46	
Books	1060702000	147,346.96	
Communication Equipment	1060507000	1,599,933.06	
Motor Vehicles	1060601000	10,446,341.16	
Other Property, Plant and Equipment	1069999000	7,727,879.12	
Accumulated Depreciation - Buildings	1060401100		29,193,360.15
Accumulated Depreciation - Office Equipment	1060502100		6,147,519.12
Accumulated Depreciation - Furniture and Fixtures	1060701100		3,816,241.02
Accumulated Depreciation - ICT Equipment	1060503100		14,516,675.18
Accumulated Depreciation - Books	1060702100		132,632.97
Accumulated Depreciation - Communication Equipment	1060507100		396,287.53
Accumulated Depreciation - Motor Vehicles	1060601100		6,759,564.18

TRIAL BALANCE**As of September 30, 2017****Agency : Center for International Trade Expositions and Missions**

ACCOUNT TITLES	ACCOUNT CODE		DEBIT BALANCES	CREDIT BALANCES
Accumulated Depreciation - Other Property and Equipment	1069999100			4,017,674.73
TOTAL PROPERTY PLANT & EQUIPMENT			105,931,705.79	64,979,954.88
OTHER ASSETS				
Other Deposits (Restricted Building Fund)	1990399000	hysa	292,075,633.31	
Other Assets	1999999000	dsp	8,431,977.13	
Accumulated Impairment Losses - Other Assets	1999999100			7,588,253.65
TOTAL OTHER ASSETS			300,507,610.44	7,588,253.65
TOTAL NON-CURRENT ASSETS			422,087,049.89	82,277,521.62
TOTAL ASSETS			655,448,295.55	82,277,521.62
LIABILITIES				
CURRENT LIABILITIES				
Accounts Payable	2010101000	2015		4,574,545.63
Accounts Payable	2010101000	2016		4,574,921.00
Due to Officers and Employees	2010102000			4,779,591.50
Due to BIR	2020101000	brf		39,536.00
Due to BIR	2020101000	ct		60,636.36
Due to BIR	2020101000	ewt		156,590.99
Due to BIR	2020101000	gmp		47,540.62
Due to BIR	2020101000	re		33,252.58
Due to BIR	2020101000	vat		467,756.23
Due to BIR	2020101000	vatc		7,350.11
Due to BIR	2020101000	comp		1,045,867.81
Output VAT	2050103000			1,661,487.08
Due to GSIS-Salary Loan	2020102003	cl		(14,588.91)
Due to GSIS-Salary Loan	2020102003	csf		(44,404.02)
Due to GSIS-Salary Loan	2020102003	ecp		1,835.00
Due to GSIS-Salary Loan	2020102003	el		17,950.04
Due to GSIS-Salary Loan	2020102003	eplus		1,016.04
Due to GSIS-Salary Loan	2020102003	esf		66,581.22
Due to GSIS-Salary Loan	2020102003	fhip		124.48
Due to GSIS-Salary Loan	2020102003	gmp		2,273.57
Due to GSIS-Salary Loan	2020102003	hip		525.14
Due to GSIS-Salary Loan	2020102003	ol		11,180.22
Due to GSIS-Life and Retirement Premium	2020102001			36,730.90
Due to GSIS-Policy Loan	2020102004	pl		(1,200.00)
Due to GSIS-Policy Loan	2020102004	ouli		3,073.68
Due to GSIS-Salary Loan	2020102003	sl		6,423.20
Due to GSIS-Salary Loan	2020102003	som		(261.94)
Pag-IBIG Multi-Purpose Loan	2020103002	mpl		13,063.20
Pag-IBIG Multi-Purpose Loan	2020103002	pl		1,842.14
Pag-IBIG Premium	2020103001	p1		20,166.68
Pag-IBIG Premium	2020103001	p2		18,000.00
Due to PhilHealth	2020104000			31,416.52
Due to NGAs	2020105000			12,917,057.16
Due to GOCCs	2020106000	gten		145,941.73
Due to GOCCs	2020106000	nhmfc		4,199.37
Other Payables	2999999000	tm		1,503,845.38
Bail Bonds Payable	2040103000			781,437.00
Other Payables	2999999000	ace		98,981.91
Other Payables	2999999000	cc		1,624,441.40
Other Payables	2999999000	emp		318,788.64
Other Payables	2999999000	ref		232,610.35
Other Payables	2050299000	dc		5,700,297.29
TOTAL CURRENT LIABILITIES			-	40,948,423.30

TRIAL BALANCE			
As of September 30, 2017			
Agency : Center for International Trade Expositions and Missions			
<u>ACCOUNT TITLES</u>	<u>ACCOUNT CODE</u>		
		<u>DEBIT BALANCES</u>	<u>CREDIT BALANCES</u>
NON-CURRENT LIABILITIES			
Accounts Payable	2010101000	2012	1,179,227.19
Accounts Payable	2010101000	2013	5,380,938.38
Accounts Payable	2010101000	2014	853,411.30
Due to Officers and Employees	2010102000		265,572.24
Guaranty/Security Deposits Payable	2040104000		34,200.00
Bail Bonds Payable	2040103000		944,631.30
Other Payables	2999999000	al	(7,338.26)
Other Payables	2999999000	emp	732,866.56
Other Payables	2999999000	fh	122,922.00
Other Payables	2999999000	mh	8,320.00
Other Payables	2999999000	ph	5,222.10
Other Payables	2999999000	pm	223,268.63
Other Payables	2999999000	spc	3,660.00
Other Payables	2999999000	tm	296,046.01
Other Payables	2999999000	ref	-
			3,884,852.07
TOTAL NON-CURRENT LIABILITIES			-
			13,927,799.52
TOTAL LIABILITIES			-
			54,876,222.82
EQUITY			
Government Equity	3010101000		40,596,808.66
Government Equity	3010101000	etal	625,000.00
Revaluation Surplus	3020101000		5,054,353.77
Accumulated Surplus - Appropriated	3010101001	app	292,075,633.31
Accumulated Surplus - Unappropriated	3010101002	unapp	100,426,815.77
TOTAL EQUITY			-
			438,778,611.51
TOTAL LIABILITIES AND EQUITY			-
			493,654,834.33
INCOME			
Other Service Income	4020199099		57,181,655.43
Subsidy from National Government	4030101000		180,618,000.00
Others (Interest Income)	4020221099		89,063.90
Other Business Income	4020299099		3,015,365.91
Gain (Loss) on FOREX	4050101000		55,450.35
Gain on Sale of Disposable Assets	4050104000		5,362.55
TOTAL INCOME			-
			240,964,898.14
EXPENSES			
Basic Salary - Civilian	5010101001		23,021,738.78
PERA - Civilian	5010201001		1,433,912.01
Representation Allowance (RA)	5010202000		938,395.18
Transportation Allowance (TA)	5010203001		615,040.32
Clothing/Uniform Allowance - Civilian	5010204001		380,000.00
Productivity Enhancement Incentive - Civilian	5010299012		75,000.00
Honoraria - Civilian	5010210001		5,000.00
Overtime Pay	5010213001		1,347,656.92
Bonus - Civilian	5010214001		2,409,212.00
Retirement and Life Insurance Premiums	5010301000		2,739,446.00
Pag-IBIG - Civilian	5010302001		63,500.00
PhilHealth - Civilian	5010303001		214,362.50
ECIP - Civilian	5010304001		71,792.17
Terminal Leave Benefits - Civilian	5010403001		237,157.90
Other Personnel Benefits	5010499099		823,044.35
Traveling Expenses - Local	5020101000		1,580,814.75
Traveling Expenses - Foreign	5020102000		1,968,436.14
Training Expenses	5020201002		797,633.51
Office Supplies Expenses	5020301002		56,986.44
Drugs and Medicines Expenses	5020307000		42,718.00
Fuel, Oil and Lubricants Expenses	5020309000		331,957.43
Other Supplies and Materials Expenses	5020399000		1,902,775.06
Water Expenses	5020401000		331,249.76
Electricity Expenses	5020402000		2,532,635.51
Postage and Courier Services	5020501000		257,916.51
			-

TRIAL BALANCE**As of September 30, 2017****Agency : Center for International Trade Expositions and Missions**

<u>ACCOUNT TITLES</u>	<u>ACCOUNT CODE</u>	<u>DEBIT BALANCES</u>	<u>CREDIT BALANCES</u>
Landline	5020502002	1,353,952.69	
Mobile	5020502001	558,408.10	
Internet Subscription Expenses	5020503000	1,989,064.95	
Membership Dues and Contributions to Organizations	5029906000	37,530.00	
Advertising Expenses	5029901000	8,707,103.85	
Printing and Publication Expenses	5029902000	1,779,328.88	
Operating Lease	5029905006	48,319,252.80	
Representation Expenses	5029903000	3,016,178.32	
Transportation and Delivery Expenses	5029904000	397,263.59	
Other Subscription Expenses	5029907099	2,992,317.46	
Legal Services	5021101000	14,400.00	-
Auditing Services	5021102000	3,641,843.69	
Other General Services	5021299099	11,146,601.95	
Janitorial Services	5021202000	800,976.50	
Security Services	5021203000	1,372,488.10	-
Other Professional Services	5021199000	2,922,944.89	
Buildings - Repairs	5021304001	42,771.42	
Office Equipment - Repairs	5021305002	87,819.29	
IT Equipment - Repairs	5021305003	16,000.00	
Motor Vehicles - Repairs	5021306001	106,911.57	
Donations	5029908000	8,000.00	
Extraordinary and Miscellaneous Expenses	5021003000	69,072.39	
Taxes, Duties and Licenses	5021501001	24,578.42	
Fidelity Bond Premiums	5021502000	104,654.83	
Insurance Expenses	5021503000	920,168.51	
Depreciation - Buildings	5050104001	698,095.06	
Depreciation - Office Equipment	5050105002	58,872.10	
Depreciation - Furniture & Fixtures	5050107001	60,035.89	
Depreciation - ICT Equipment	5050105003	979,504.28	
Depreciation - Communication Equipment	5050105007	2,587.13	
Depreciation - Motor Vehicles	5050106001	223,987.50	
Depreciation - Other PPE	5050199099	39,729.68	
Loss on Sale of Assets	5050409000	27,863.20	
Other Maintenance and Operating Expenses	5029999099	24,533,372.30	
Bank Charges	5030104000	216,897.96	
TOTAL EXPENSES		161,448,958.54	-
GRAND TOTAL		816,897,254.09	816,897,254.09
NET INCOME			79,515,939.60

I HEREBY CERTIFY THAT THIS TRIAL BALANCE CONSISTING OF FOUR(4) PAGES IS A TRUE AND COMPLETE SUMMARY OF TOTAL BALANCES OF ACCOUNTS AS SHOWN IN THE LEDGER.

Prepared by:

CHRISTINE KAREN M. AGUINALDO
Accountant III

Certified Correct

WILMA G. DULAY
OIC - Controllership

Noted by:

MA. LOURDES D. MEDIRAN
Supervising Deputy Executive Director

Approved by:

CLAYTON H. TUGONON
Executive Director

Date Printed: 11/10/2017