

TRIAL BALANCE			
As of June 30, 2017			
Agency : Center for International Trade Expositions and Missions			
ACCOUNT TITLES	ACCOUNT CODE	DEBIT BALANCES	CREDIT BALANCES
ASSETS			
CURRENT ASSETS			
Cash - Collecting Officers	1010101000	178,153.74	
Advances for Special Disbursing Officer	1990103000	215,836.45	
Petty Cash	1010102000	100,000.00	
Cash in Bank - LCCA - DBP	1010202016	2,802,881.05	
Cash in Bank - LCCA - PNB	1010202029	2,573,448.33	
Cash in Bank - LCCA - PNB	1010202029	1,366,639.28	
Cash in Bank - LCCA - LBP	1010202024	11,849,226.40	
Cash in Bank - LCCA - LBP	1010202024	9,697,863.66	
Cash in Bank - Local Currency, Time Deposits - DBP	1010204002	2,696,488.92	
Cash in Bank - Local Currency, Time Deposits - PND	1010204004	10,398,550.05	
Cash in Bank - Foreign Currency, Savings Account - PNE	1010303003	45,559,833.83	
Cash in Bank - Foreign Currency, Savings Account - LBP	1010303001	815,977.79	
Cash in Bank - Foreign Currency, Time Deposits - LBP	1010304001	48,415,249.17	
Accounts Receivable	1030101000	855,771.72	
Accounts Receivable	1030101000	9,099,266.26	
Accounts Receivable	1030101000	5,872,461.64	
Due from Officers and Employees	1030502000	30,386.46	
Advances to Officers and Employees	1990104000	384,862.25	
Due from National Government Agencies	1030301000	5,233,147.84	
Other Receivables	1030599000	53,549.48	
Office Supplies Inventory	1040401000	669,553.18	
Drugs and Medicines Inventory	1040406000	32,110.25	
Other Supplies and Materials Inventory	1040499000	231,701.48	
Textbooks and Instructional Materials Inventory	1040410000	1,950.00	
Prepaid Rent		-	
Other Prepayments	1990299000	43,566.00	
Guaranty Deposits	1990302000	610,984.86	
TOTAL CURRENT ASSETS		159,789,460.09	-
NON-CURRENT ASSETS			
Accounts Receivable	1030101000	ec	443,446.37
Accounts Receivable	1030101000	L	7,992,149.86
Accounts Receivable	1030101000	i	547,535.93
Allowance for Impairment - Accounts Receivable	1030101100		
			9,709,313.09
Advances to Officers and Employees	1990104000		1,378,924.76
Receivables - Disallowances/Charges	1030501000	cen	(300.00)
Receivables - Disallowances/Charges	1030501000	dmc	8,459.90
Receivables - Disallowances/Charges	1030501000	oc	2,265,018.26
Receivables - Disallowances/Charges	1030501000	pnb	270.20
Receivables - Disallowances/Charges	1030501000	r	138,818.00
Receivables - Disallowances/Charges	1030501000	re	249,636.53
Guaranty Deposits	1990302000		2,273,081.04
Other Assets	1999999000	ewt	2,296.88
TOTAL			15,299,337.73
PROPERTY PLANT & EQUIPMENT			9,709,313.09
Buildings	1060401000		22,451,967.22
Other Structures	1060499000		21,946,150.50
Office Equipment	1060502000		7,687,907.77
Furniture and Fixtures	1060701000		4,916,578.81
Information and Communication Technology Equipment	1060503000		31,867,027.04
Books	1060702000		151,116.04
Communication Equipment	1060507000		1,587,592.77
Motor Vehicles	1060601000		12,652,501.48
Other Property, Plant and Equipment	1069999000		8,004,805.41
Accumulated Depreciation - Buildings	1060401100		
			29,193,360.15
Accumulated Depreciation - Office Equipment	1060502100		
			5,431,450.62
Accumulated Depreciation - Furniture and Fixtures	1060701100		
			3,604,940.75
Accumulated Depreciation - ICT Equipment	1060503100		
			18,810,041.62
Accumulated Depreciation - Books	1060702100		
			136,025.14
Accumulated Depreciation - Communication Equipment	1060507100		
			372,040.03
Accumulated Depreciation - Motor Vehicles	1060601100		
			8,745,108.47

TRIAL BALANCE			
As of June 30, 2017			
Agency : Center for International Trade Expositions and Missions			
ACCOUNT TITLES	ACCOUNT CODE		
		DEBIT BALANCES	CREDIT BALANCES
ASSETS			
Accumulated Depreciation - Other Property and Equipme	1069999100		4,089,382.36
TOTAL PROPERTY PLANT & EQUIPMENT		111,265,647.04	70,382,349.14
OTHER ASSETS			
Other Deposits (Restricted Building Fund)	1990399000	hysa	292,010,911.61
Other Assets	1999999000	dsp	8,431,977.13
Accumulated Impairment Losses - Other Assets	1999999100		7,588,253.65
TOTAL OTHER ASSETS		300,442,888.74	7,588,253.65
TOTAL NON-CURRENT ASSETS		426,966,303.45	87,679,915.88
TOTAL ASSETS		586,797,333.60	87,679,915.88
LIABILITIES			
CURRENT LIABILITIES			
Accounts Payable	2010101000	2015	4,565,350.27
Accounts Payable	2010101000	2016	5,679,630.31
Due to Officers and Employees	2010102000		4,858,130.65
Due to BIR	2020101000	brf	39,536.00
Due to BIR	2020101000	ct	60,636.36
Due to BIR	2020101000	ewt	284,767.27
Due to BIR	2020101000	gmp	30,534.25
Due to BIR	2020101000	re	33,252.58
Due to BIR	2020101000	vat	652,959.64
Due to BIR	2020101000	vatc	87,396.55
Due to BIR	2020101000	comp	1,169,471.98
Due to BIR	2020101000	ft	0.00
Due to GSIS-Salary Loan	2020102003	eal	1,207.50
Due to GSIS-Salary Loan	2020102003	cl	(14,588.91)
Due to GSIS-Salary Loan	2020102003	csl	169,011.58
Due to GSIS-Salary Loan	2020102003	ecp	1,835.00
Due to GSIS-Salary Loan	2020102003	el	23,194.52
Due to GSIS-Salary Loan	2020102003	eplus	1,016.04
Due to GSIS-Salary Loan	2020102003	esl	66,581.22
Due to GSIS-Salary Loan	2020102003	fhip	124.48
Due to GSIS-Salary Loan	2020102003	gmp	2,273.57
Due to GSIS-Salary Loan	2020102003	hip	525.14
Due to GSIS-Salary Loan	2020102003	oi	12,135.75
Due to GSIS-Life and Retirement Premium	2020102001		257,814.18
Due to GSIS-Policy Loan	2020102004	pl	6,574.00
Due to GSIS-Policy Loan	2020102004	ouli	4,073.68
Due to GSIS-Salary Loan	2020102003	sl	6,423.20
Due to GSIS-Salary Loan	2020102003	som	(261.94)
Pag-IBIG Multi-Purpose Loan	2020103002	mpl	15,067.45
Pag-IBIG Multi-Purpose Loan	2020103002	pl	1,842.14
Pag-IBIG Premium	2020103001	p1	19,466.68
Pag-IBIG Premium	2020103001	p2	18,000.00
Due to PhilHealth	2020104000		30,541.52
Due to NGAs	2020105000		3,840,081.14
Due to GOCCs	2020106000	gten	145,941.73
Due to GOCCs	2020106000	nhmfc	4,199.37
Other Payables	2999999000	tm	1,428,554.34
Bail Bonds Payable	2040103000		1,178,224.71
Other Payables	2999999000	ace	95,381.94
Other Payables	2999999000	cc	656,665.45
Other Payables	2999999000	emp	318,718.64
Other Payables	2999999000	ref	232,610.35
Other Payables	2050299000	dc	6,098,779.42
TOTAL CURRENT LIABILITIES		-	32,083,679.75

TRIAL BALANCE
As of June 30, 2017

Agency : Center for International Trade Expositions and Missions

ACCOUNT TITLES		ACCOUNT CODE	DEBIT BALANCES	CREDIT BALANCES
ASSETS				
NON-CURRENT LIABILITIES				
Accounts Payable				
Accounts Payable		2010101000 2012		1,179,227.19
Accounts Payable		2010101000 2013		5,380,938.38
Due to Officers and Employees		2010101000 2014		852,924.08
Guaranty/Security Deposits Payable		2010102000		265,572.24
Bail Bonds Payable		2040104000		34,200.00
Other Payables		2040103000		172,172.24
Other Payables		2999999000 al		(7,338.26)
Other Payables		2999999000 emp		732,866.56
Other Payables		2999999000 fh		122,922.00
Other Payables		2999999000 mh		8,320.00
Other Payables		2999999000 ph		5,222.10
Other Payables		2999999000 pm		223,268.63
Other Payables		2999999000 spc		3,660.00
Other Payables		2999999000 tm		2,000.00
Other Payables		2999999000 ref		
			-	3,884,852.07
TOTAL NON-CURRENT LIABILITIES			-	12,860,807.23
TOTAL LIABILITIES			-	44,944,486.98
EQUITY				
Government Equity		3010101000		40,596,808.66
Government Equity		3010101000 etal		625,000.00
Revaluation Surplus		3020101000		5,054,353.77
Accumulated Surplus - Appropriated			re	292,010,911.61
Accumulated Surplus - Unappropriated			ure	101,400,196.49
Income and Expense Summary		3030101000		(1,028,971.09)
TOTAL EQUITY			-	438,658,299.44
TOTAL LIABILITIES AND EQUITY			-	483,602,786.42
INCOME				
Other Service Income		4020199099		44,271,660.78
Subsidy from National Government		4030101000		70,624,000.00
Other Business Income		4020299099		2,947,718.70
Gain (Loss) on FOREX		4050101000		1,233.65
Gain on Sale of Disposable Assets		4050104000		5,362.55
TOTAL INCOME			-	117,849,975.68
EXPENSES				
Basic Salary - Civilian		5010101001	15,216,419.60	
PERA - Civilian		5010201001	941,165.35	
Representation Allowance (RA)		5010202000	617,895.18	
Transportation Allowance (TA)		5010203001	395,040.32	
Clothing/Uniform Allowance - Civilian		5010204001	380,000.00	
Productivity Enhancement Incentive - Civilian		5010299012	30,000.00	-
Overtime Pay		5010213001	570,019.99	
Bonus - Civilian		5010214001	2,409,212.00	
Retirement and Life Insurance Premiums		5010301000	1,509,226.17	
Pag-IBIG - Civilian		5010302001	39,400.00	
PhilHealth - Civilian		5010303001	134,012.50	
ECIP - Civilian		5010304001	39,393.45	
Terminal Leave Benefits - Civilian		5010403001	212,667.00	
Other Personnel Benefits		5010499099	549,340.21	
Traveling Expenses - Local		5020101000	381,921.38	
Traveling Expenses - Foreign		5020102000	1,619,603.35	
Training Expenses		5020201002	386,334.20	
Office Supplies Expenses		5020301002	37,639.85	
Drugs and Medicines Expenses		5020307000	11,818.00	
Fuel, Oil and Lubricants Expenses		5020309000	196,857.04	
Other Supplies and Materials Expenses		5020399000	1,061,015.32	
Water Expenses		5020401000	218,563.39	
Electricity Expenses		5020402000	1,573,239.30	
Postage and Courier Services		5020501000	179,557.00	-
Landline		5020502002	881,960.19	

TRIAL BALANCE
As of June 30, 2017

Agency : Center for International Trade Expositions and Missions

ACCOUNT TITLES	ACCOUNT CODE	DEBIT BALANCES	CREDIT BALANCES
ASSETS			
Mobile			
Internet Subscription Expenses	5020502001	376,551.03	
Membership Dues and Contributions to Organizations	5020503000	1,004,314.95	
Advertising Expenses	5029906000	21,030.00	
Printing and Publication Expenses	5029901000	5,917,823.27	
Operating Lease	5029902000	578,653.11	
Representation Expenses	5029905006	33,661,676.98	
Transportation and Delivery Expenses	5029903000	1,230,282.94	
Other Subscription Expenses	5029904000	1,428,290.71	
Legal Services	5029907099	1,619,498.00	
Auditing Services	5021101000	10,850.00	
Other General Services	5021102000	19,824.15	
Janitorial Services	5021299099	7,378,688.61	
Other Professional Services	5021202000	154,282.78	
Buildings - Repairs	5021199000	785,592.63	
Office Equipment - Repairs	5021304001	13,800.00	
IT Equipment - Repairs	5021305002	73,980.00	
Motor Vehicles - Repairs	5021305003	16,000.00	
Motor Vehicles - Repairs	5021306001	78,791.00	
Donations	5029908000	5,000.00	
Extraordinary and Miscellaneous Expenses	5021003000	42,542.47	
Taxes, Duties and Licenses	5021501001	19,120.30	
Fidelity Bond Premiums	5021502000	96,492.58	
Insurance Expenses	5021503000	623,785.55	
Depreciation - Buildings	5050104001	690,095.06	
Depreciation - Office Equipment	5050105002	58,872.10	
Depreciation - Furniture & Fixtures	5050107001	60,035.89	
Depreciation - ICT Equipment	5050105003	979,504.28	
Depreciation - Communication Equipment	5050105007	2,587.13	
Depreciation - Motor Vehicles	5050106001	223,987.50	
Depreciation - Other PPE	5050199099	39,729.68	
Loss on Sale of Assets	5050409000	7,707.67	
Other Maintenance and Operating Expenses	5029999099	15,404,273.68	
Bank Charges	5030104000	111,379.54	
TOTAL EXPENSES		102,335,344.38	-
GRAND TOTAL		689,132,677.98	689,132,677.98
NET INCOME			15,514,631.30

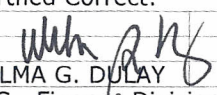
I HEREBY CERTIFY THAT THIS TRIAL BALANCE CONSISTING OF FOUR(4) PAGES IS A TRUE AND COMPLETE SUMMARY OF TOTAL BALANCES OF ACCOUNTS AS SHOWN IN THE LEDGER.

Prepared by:



CHRISTINE KAREN M. AGUINALDO
 Accountant III

Certified Correct:




WILMA G. DULAY
 OIC - Finance Division

Noted by:



Atty. ANNA GRACE I. MARPURI
 OIC - Corporate Services Dept.

Approved by:



CLAYTON H. TUGONON
 Executive Director

CENTER FOR INTERNATIONAL TRADE EXPOSITIONS AND MISSIONS
Statement of Financial Position
(ALL FUNDS)
As of June 30, 2017

ASSETS

Current Assets			
Cash and Cash Equivalents	PHP	136,670,148.67	
Receivables		21,529,445.65	
Inventories		935,314.91	
Other Current Assets		654,550.86	
Total Current Assets			PHP 159,789,460.09
Non-current Assets			
Receivables (net)		3,314,646.72	
Property and Equipment (net)		40,883,297.90	
Other Non-current Assets		295,130,013.01	
Total Non-current Assets			<u>339,327,957.63</u>
Total Assets			PHP 499,117,417.72

LIABILITIES

Current Liabilities			
Financial Liabilities		15,103,111.23	
Inter-agency Payables		6,971,633.67	
Trust Liabilities		1,428,554.34	
Deferred Credits/Unearned Income		6,098,779.42	
Other Payables		2,481,601.09	
Total Current Liabilities			PHP 32,083,679.75
Non-current Liabilities			
Financial Liabilities		7,678,661.89	
Other Payables		5,182,145.34	
Total Non-current Liabilities			<u>12,860,807.23</u>
Total Liabilities			<u>44,944,486.98</u>
Total Assets Less Total Liabilities			<u>PHP 454,172,930.74</u>


NET ASSETS/EQUITY

Government Equity			
Government Equity	FHP	41,221,808.66	
Revaluation Surplus		5,054,353.77	
Accumulated Surplus - Appropriated		290,981,940.52	
Accumulated Surplus - Unappropriated		101,400,196.49	
Net Surplus / (Deficit) for the period		15,514,631.30	
Total Net Assets/Equity			<u>PHP 454,172,930.74</u>

Prepared by:


CHRISTINE KAREN M. AGUINALDO
Accountant III


Certified Correct:


WILMA G. DULAY
OIC - Finance Division

Noted by:


Atty. ANNA GRACE I. MARPURI
OIC-Corporate Services Department

Approved by:


CLAYTON H. TUGONON
Executive Director

CENTER FOR INTERNATIONAL TRADE EXPOSITIONS AND MISSIONS
Statement of Financial Performance
(ALL FUNDS)
FOR THE PERIOD ENDED June 30, 2017

Revenue

Service and Business Income	PHP	47,219,379.48		
Gains from Operations		-		
Total Revenue			PHP	47,219,379.48

Less: Current Operating Expenses

Personnel Services	PHP	23,043,791.77		
Maintenance and Other Operating Expenses		28,043,703.10		
Financial Expenses		111,379.54		
Direct Costs		49,065,950.66		
Non-Cash Expenses		2,062,811.64		
Total Current Operating Expenses				102,327,636.71

Surplus/(Deficit) from Current Operations

Net Financial Assistance/Subsidy/Contribution	PHP	70,624,000.00		PHP (55,108,257.23)
Gains		6,596.20		
Losses		(7,707.67)		
				70,622,888.53

Net Surplus/(Deficit) for the period


PHP 15,514,631.30

Prepared by:



CHRISTINE KAREN M. AGUINALDO
Accountant III

Certified Correct:




WILMA G. DULAY
OIC - Finance Division

Noted by:



Atty. ANNA GRACE I. MARPURI
OIC - Corporate Services Department

Approved by:



CLAYTON H. TUGONON
Executive Director



**Center for International Trade Expositions and Missions
Breakdown of Current Operating Expenses
Period ending 31 March 2017**

Schedule 1 - Personal Services

Salaries and Wages-Regular	P	15,216,419.60
Other Compensation		2,904,120.84
Personnel Benefit Contribution		1,722,032.12
Other Personnel Benefits		3,201,219.21
	P	<u>23,043,791.77</u>

Schedule 2 - Maintenance and Other Operating Expenses

Travel Expenses	P	2,001,524.73
Training Expenses		386,334.20
Supplies & Material Expenses		1,307,330.21
Utility Expenses		1,791,802.69
Communication Expenses		2,442,383.17
Printing and Binding Expenses		578,653.11
Taxes, Duties and Premiums		739,398.43
Representation Expenses		1,230,282.94
Transportation & Delivery Expenses		1,428,290.71
Subscription Expenses		1,619,498.00
Membership Dues and Contributions to Organizations		21,030.00
Repairs & Maintenance		182,571.00
Donations		5,000.00
Professional Services		8,194,955.39
	P	<u>28,043,703.10</u>

Schedule 3 - Financial Expenses

Bank Charges	P	111,379.54
	P	<u>111,379.54</u>

Schedule 4 - Direct Costs

Rent Expenses	P	33,661,676.98
Other Maintenance & Operating Expenses		15,404,273.68
	P	<u>49,065,950.66</u>

Schedule 5 - Non-Cash Expenses

Depreciation - Buildings	P	698,095.06
Depreciation - Office Equipment		58,872.10
Depreciation - Furniture & Fixtures		60,035.89
Depreciation - ICT Equipment		979,504.28
Depreciation - Communication Equipment		2,587.13
Depreciation - Motor Vehicles		223,987.50
Depreciation - Other PPE		39,729.68
	P	<u>2,062,811.64</u>