



CENTER FOR INTERNATIONAL TRADE EXPOSITIONS AND MISSIONS
Condensed Statement of Financial Position
(ALL FUNDS)
AS AT SEPTEMBER 30, 2019

ASSETS		NOTE	
Current Assets			
Cash and Cash Equivalents		PHP	354,373,105.40
Receivables			17,360,425.80
Inventories			788,956.75
Other Current Assets			13,146,655.49
Total Current Assets			385,669,143.44
Non-current Assets			
Receivables (net)			1,246,130.65
Property and Equipment (net)			29,235,822.65
Other Non-current Assets			313,751,013.26
Total Non-current Assets			344,232,966.56
Total Assets		PHP	729,902,110.00
LIABILITIES			
Current Liabilities			
Financial Liabilities		PHP	11,623,469.12
Inter-agency Payables			35,310,946.88
Trust Liabilities			2,567,485.84
Deferred Credits			6,557,341.16
Other Payables			629,820.17
Total Current Liabilities			56,689,063.17
Non-current Liabilities			
Trust Liabilities			1,274,877.31
Provisions			12,006,409.91
Other Payables			4,973,773.10
Total Non-current Liabilities			18,255,060.32
Total Liabilities		PHP	74,944,123.49
Total Assets Less Total Liabilities		PHP	654,957,986.51
NET ASSETS/EQUITY			
Government Equity		PHP	41,221,808.66
Government Equity			5,054,353.77
Revaluation Surplus			520,217,892.11
Accumulated Surplus			88,463,931.97
Net Surplus / (Deficit) for the period			
Total Net Assets/Equity		PHP	654,957,986.51

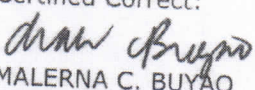
Prepared by:


CHRISTINE KAREN M. AGUINALDO
 Accountant


Noted by:


MA. LOURDES D. MEDIRAN
 Supervising Deputy Executive Director for Finance
 Date Printed: 10/16/2019

Certified Correct:


MALERNA C. BUYAO
 OIC - Controllership

Approved by:


PAULINA SUACO-JUAN
 Executive Director

CENTER FOR INTERNATIONAL TRADE EXPOSITIONS AND MISSIONS
Condensed Statement of Financial Performance
(ALL FUNDS)
FOR THE PERIOD ENDED SEPTEMBER 30, 2019

Revenue

Service and Business Income / Breakdown of Income
Total Revenue

NOTE

PHP 72,460,477.88
72,460,477.88

Less: Current Operating Expenses

Personnel Services / sched 1
Maintenance and Other Operating Expenses / sched 2
Financial Expenses / sched 3

Total Current Operating Expenses

53,103,421.66
149,390,379.18
282,631.65
202,776,432.49

Surplus/(Deficit) from Current Operations

Net Financial Assistance/Subsidy/Contribution
Gain on FOREX
Loss on FOREX

PHP **(130,315,954.61)**


218,779,000.00
4,335.42
(3,448.84)

Net Surplus/(Deficit) for the period

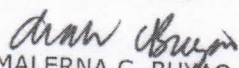
PHP **88,463,931.97**

Note 1 / Revenue includes P8.492M from unfinished projects.

Prepared by:


CHRISTINE KAREN M. AGUINALDO
Accountant

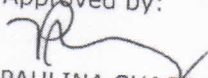
Certified Correct:


MALERNA C. BUYAO
OIC - Controllership

Noted by:


MA. LOURDES D. MEDIRAN
Supervising Deputy Executive Director for Finance

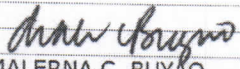


Approved by:


PAULINA SUACO-JUAN
Executive Director

Date Printed: 10/16/2019

Government Corporation Name	CITEM	Legend:		
Cluster	6	1 - Current Assets	5 - Accumulated Surplus/Equity Accounts	
Region	NCR	2 - Non-Current Assets	0 - Revenue/Income and Expense Accounts	
Year	Sep 2019	3 - Current Liabilities		
Fund	All Funds	4 - Non-Current Liabilities		
Account Title	Account Code	Current/Non-Current	TOTAL ALL FUNDS	
			Debit	Credit
Cash-Collecting Officers	10101010-00	1	252,989.50	
Petty Cash	10101020-00	1	225,423.09	
Cash in Bank-Local Currency, Current Account	10102020-00	1	181,844,938.29	
Cash in Bank-Foreign Currency, Savings Account	10103030-00	1	114,954,752.32	
Time Deposits-Local Currency	10105020-00	1	1,777,881.67	
Time Deposits-Foreign Currency	10105030-00	1	55,317,120.53	
Accounts Receivable	10301010-00	1	4,868,985.30	
Accounts Receivable	10301010-00	2	7,907,881.65	
Allowance for Impairment-Accounts Receivable	10301011-00	2		7,010,146.93
Due from National Government Agencies	10303010-00	1	12,431,038.98	
Due from National Government Agencies	10303010-00	2	348,395.93	
Due from Officers and Employees	10305020-00	1	30,386.46	
Other Receivables	10305990-00	1	30,015.06	
Other Receivables	10305990-00	2	2,699,166.16	
Allowance for Impairment-Other Receivables	10305991-00	2		2,699,166.16
Office Supplies Inventory	10404010-00	1	619,106.57	
Drugs and Medicines Inventory	10404060-00	1	40,019.00	
Textbooks and Instructional Materials Inventory	10404100-00	1	1,950.00	
Other Supplies and Materials Inventory	10404990-00	1	127,881.18	
Buildings	10604010-00	2	30,417,335.23	
Accumulated Depreciation-Buildings	10604011-00	2		25,489,169.81
Other Structures	10604990-00	2	3,941,250.56	
Accumulated Depreciation-Other Structures	10604991-00	2		786,883.78
Office Equipment	10605020-00	2	10,218,135.04	
Accumulated Depreciation-Office Equipment	10605021-00	2		6,423,124.82
Information and Communication Technology	10605030-00	2	26,735,810.71	
Accumulated Depreciation-Information and Communication Technology Equipment	10605031-00	2		16,669,296.16
Communication Equipment	10605070-00	2	1,405,343.70	
Accumulated Depreciation-Communication	10605071-00	2		760,762.79
Motor Vehicles	10606010-00	2	11,512,341.16	
Accumulated Depreciation-Motor Vehicles	10606011-00	2		9,593,587.04
Furniture and Fixtures	10607010-00	2	2,890,678.95	
Accumulated Depreciation-Furniture and Fixtures	10607011-00	2		1,570,217.49
Books	10607020-00	2	14,571.27	
Accumulated Depreciation-Books	10607021-00	2		13,114.15
Other Property, Plant and Equipment	10698990-00	2	6,186,138.19	
Accumulated Depreciation-Other Property, Plant and Equipment	10698991-00	2		2,779,626.12
Advances to Special Disbursing Officer	19901030-00	1	898,644.19	
Advances to Officers and Employees	19901040-00	1	2,511,624.34	
Prepaid Rent	19902020-00	1	4,988,054.81	
Input Tax	19902060-00	1	3,893,781.29	
Other Prepayments	19902990-00	1	43,566.00	
Guaranty Deposits	19903020-00	1	810,984.86	
Guaranty Deposits	19903020-00	2	2,273,081.04	
Restricted Fund	19904010-00	2	310,634,208.74	
Other Assets	19999990-00	2	8,431,977.13	
Accumulated Impairment Losses-Other Assets	19999991-00	2		7,588,253.65
Accounts Payable	20101010-00	3		5,706,592.22
Due to Officers and Employees	20101020-00	3		5,916,876.90
Due to BIR	20201010-00	3		1,897,757.64
Due to GSIS	20201020-00	3		153,022.74
Due to Pag-IBIG	20201030-00	3		107,461.41
Due to PhilHealth	20201040-00	3		44,497.86
Due to NGAs	20201050-00	3		32,962,053.68
Due to Government Corporations	20201060-00	3		146,153.55
Trust Liabilities	20401010-00	3		2,116,383.56
Trust Liabilities	20401010-00	4		296,046.01
Bail Bonds Payable	20401030-00	3		451,102.28
Bail Bonds Payable	20401030-00	4		944,631.30
Guaranty/Security Deposits Payable	20401040-00	4		34,200.00
Output Tax	20501030-00	3		1,255,883.92
Other Unearned Revenue/Income	20502990-00	3		5,301,457.24
Other Payables	29999990-00	3		629,820.17

Government Corporation Name	CITEM	Legend:		
Cluster	6	1 - Current Assets	5 - Accumulated Surplus/Equity Accounts	
Region	NCR	2 - Non-Current Assets	0 - Revenue/Income and Expense Accounts	
Year	Sep 2019	3 - Current Liabilities		
Fund	All Funds	4 - Non-Current Liabilities		
Account Title	Account Code	Current/Non-Current	TOTAL ALL FUNDS	
			Debit	Credit
Other Payables	29999990-00	4		16,980,183.01
Accumulated Surplus/(Deficit)	30101010-00	5		520,217,892.11
Government Equity	30101020-00	5		46,276,162.43
Participation Fees	40201190-00	0		70,709,462.89
Interest Income	40202210-00	0		135,465.62
Subsidy from National Government	40301010-00	0		218,779,000.00
Gain on Foreign Exchange (FOREX)	40501010-00	0		4,335.42
Miscellaneous Income	40603990-00	0		1,615,549.37
Salaries and Wages-Regular	50101010-00	0	36,394,912.64	
Personnel Economic Relief Allowance (PERA)	50102010-00	0	1,593,865.83	
Representation Allowance (RA)	50102020-00	0	979,000.00	
Transportation Allowance (TA)	50102030-00	0	700,000.00	
Clothing/Uniform Allowance	50102040-00	0	546,000.00	
Honoraria	50102100-00	0	25,000.00	
Overtime and Night Pay	50102130-00	0	2,470,884.07	
Year End Bonus	50102140-00	0	4,065,668.00	
Other Bonuses and Allowances	50102990-00	0	40,000.00	
Retirement and Life Insurance Premiums	50103010-00	0	4,386,738.10	
Pag-IBIG Contributions	50103020-00	0	71,300.00	
PhilHealth Contributions	50103030-00	0	321,698.29	
Employees Compensation Insurance Premiums	50103040-00	0	80,200.00	
Retirement Gratuity	50104020-00	0	40,000.00	
Terminal Leave Benefits	50104030-00	0	318,538.38	
Other Personnel Benefits	50104990-00	0	1,069,616.35	
Traveling Expenses-Local	50201010-00	0	1,064,085.67	
Traveling Expenses-Foreign	50201020-00	0	2,955,708.12	
Training Expenses	50202010-00	0	1,541,226.40	
Office Supplies Expenses	50203010-00	0	174,879.25	
Accountable Forms Expenses	50203020-00	0	18,000.00	
Drugs and Medicines Expenses	50203070-00	0	63,764.11	
Fuel, Oil and Lubricants Expenses	50203090-00	0	339,299.67	
Other Supplies and Materials Expenses	50203990-00	0	1,737,676.98	
Water Expenses	50204010-00	0	249,761.59	
Electricity Expenses	50204020-00	0	2,401,427.84	
Postage and Courier Services	50205010-00	0	41,262.50	
Telephone Expenses	50205020-00	0	1,837,671.20	
Internet Subscription Expenses	50205030-00	0	1,049,359.38	
Extraordinary and Miscellaneous Expenses	50210030-00	0	28,060.18	
Legal Services	50211010-00	0	18,700.00	
Auditing Services	50211020-00	0	4,466,332.18	
Other Professional Services	50211990-00	0	8,791,945.88	
Janitorial Services	50212020-00	0	971,462.63	
Security Services	50212030-00	0	1,364,796.48	
Other General Services	50212990-00	0	9,902,516.93	
Repairs and Maintenance-Buildings and Other Structures	50213040-00	0	206,798.33	
Repairs and Maintenance-Machinery and Equipment	50213050-00	0	113,382.43	
Repairs and Maintenance-Transportation	50213060-00	0	204,348.70	
Taxes, Duties and Licenses	50215010-00	0	22,432.48	
Fidelity Bond Premiums	50215020-00	0	394,324.95	
Insurance Expenses	50215030-00	0	404,658.22	
Advertising, Promotional and Marketing Expenses	50299010-00	0	13,630,285.12	
Printing and Publication Expenses	50299020-00	0	2,280,170.69	
Representation Expenses	50299030-00	0	2,739,552.01	
Transportation and Delivery Expenses	50299040-00	0	36,587.00	
Rent/Lease Expenses	50299050-00	0	64,511,153.34	
Membership Dues and Contributions to Organizations	50299060-00	0	22,500.00	
Subscription Expenses	50299070-00	0	3,551,014.05	
Other Maintenance and Operating Expenses	50299990-00	0	22,255,234.87	
Bank Charges	50301040-00	0	282,631.65	
Loss on Foreign Exchange (FOREX)	50504010-00	0	3,448.84	
Total			1,014,065,340.23	1,014,065,340.23

Government Corporation Name	CITEM	Legend:	
Cluster	6	1 - Current Assets	5 - Accumulated Surplus/Equity Accounts
Region	NCR	2 - Non-Current Assets	0 - Revenue/Income and Expense Accounts
Year	Sep 2019	3 - Current Liabilities	
Fund	All Funds	4 - Non-Current Liabilities	
Account Title		Account Code	TOTAL ALL FUNDS
		Current/Non-Current	Debit Credit
Total			1,014,065,340.23 1,014,065,340.23
<p>I HEREBY CERTIFY THAT THIS TRIAL BALANCE CONSISTING OF THREE (3) PAGES IS A TRUE AND COMPLETE SUMMARY OF TOTAL BALANCES OF ACCOUNTS AS SHOWN IN THE LEDGER.</p>			
 MALERNA C. BUYAO OIC - Controllership		 MA. LOURDES D. MEDIRAN Deputy Executive Director	
		 PAULINA SUACO-JUAN Executive Director	
Date Printed: 10/16/2019			