

CENTER FOR INTERNATIONAL TRADE EXPOSITIONS AND MISSIONS
Condensed Statement of Financial Position
(ALL FUNDS)
AS AT JUNE 30, 2020

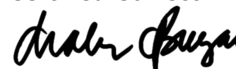
ASSETS	NOTE	
Current Assets		
Cash and Cash Equivalents	PHP	405,199,436.04
Receivables		16,578,255.04
Inventories		2,028,733.06
Other Current Assets		14,306,955.56
Total Current Assets		438,113,379.70
Non-current Assets		
Receivables (net)		860,471.45
Property and Equipment (net)		24,142,053.12
Other Non-current Assets		308,368,259.17
Total Non-current Assets		333,370,783.74
Total Assets	PHP	771,484,163.44
LIABILITIES		
Current Liabilities		
Financial Liabilities	PHP	36,469,740.76
Inter-agency Payables		23,287,951.17
Trust Liabilities		2,776,244.82
Deferred Credits		4,684,623.50
Other Payables		635,070.17
Total Current Liabilities		67,853,630.42
Non-current Liabilities		
Financial Liabilities		12,006,409.91
Trust Liabilities		1,274,877.31
Other Payables		4,973,773.10
Total Non-current Liabilities		18,255,060.32
Total Liabilities	PHP	86,108,690.74
Total Assets Less Total Liabilities	PHP	685,375,472.70
NET ASSETS/EQUITY		
Government Equity		
Government Equity	PHP	41,221,808.66
Revaluation Surplus		5,054,353.77
Accumulated Surplus		565,651,474.32
Net Surplus / (Deficit) for the period		73,447,835.95
Total Net Assets/Equity	PHP	685,375,472.70

Prepared by:



CHRISTINE KAREN M. AGUINALDO
Accountant

Certified Correct:




MALERNA C. BUYAO
Chief Accountant

Noted by:



MA. LOURDES D. MEDIRAN
Deputy Executive Director


Approved by:





PAULINA SUACO-JUAN
Executive Director


CENTER FOR INTERNATIONAL TRADE EXPOSITIONS AND MISSIONS
Condensed Statement of Financial Performance
(ALL FUNDS)
FOR THE PERIOD ENDED JUNE 30, 2020

Revenue	<u>NOTE</u>
Service and Business Income / <i>Breakdown of Income</i>	PHP 15,494,146.33
Total Revenue	<u>15,494,146.33</u>
Less: Current Operating Expenses	
Personnel Services / <i>sched 1</i>	34,232,885.98
Maintenance and Other Operating Expenses / <i>sched 2</i>	46,931,724.91
Financial Expenses / <i>sched 3</i>	118,853.74
Non-Cash Expenses / <i>sched 5</i>	-
Total Current Operating Expenses	<u>81,283,464.63</u>
Surplus/(Deficit) from Current Operations	<u>PHP (65,789,318.30)</u>
Net Financial Assistance/Subsidy/Contribution	139,240,000.00
Gain on FOREX	153.85
Loss on FOREX	(2,999.60)
Loss on Disposal	-
Discounts and Rebates	-
Net Surplus/(Deficit) for the period	<u><u>PHP 73,447,835.95</u></u>

Prepared by: 
 CHRISTINE KAREN M. AGUINALDO
 Accountant

Certified Correct: 
 MALERNA C. BUYAO
 Chief Accountant

Noted by: 
 MA. LOURDES D. MEDIRAN
 Deputy Executive Director

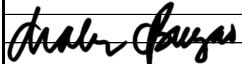


Approved by: 
 PAULINA SUACO-JUAN
 Executive Director

Government Corporation Name	CITEM	Legend:		
Cluster	6	1 - Current Assets	5 - Accumulated Surplus/Equity Accounts	
Region	NCR	2 - Non-Current Assets	0 - Revenue/Income and Expense Accounts	
Year	JUNE 2020	3 - Current Liabilities		
Fund	All Funds	4 - Non-Current Liabilities		
			TOTAL ALL FUNDS	
Account Title	Account Code	Current/Non-Current	Debit	Credit
Cash-Collecting Officers	10101010-00	1	858,784.26	
Petty Cash	10101020-00	1	355,423.09	
Cash in Bank-Local Currency, Current Account	10102020-00	1	226,338,248.83	
Cash in Bank-Foreign Currency, Savings	10103030-00	1	122,214,110.11	
Time Deposits-Local Currency	10105020-00	1	1,792,122.88	
Time Deposits-Foreign Currency	10105030-00	1	53,640,746.87	
Accounts Receivable	10301010-00	1	11,888,668.56	
Accounts Receivable	10301010-00	2	7,907,881.65	
Allowance for Impairment-Accounts Receivable	10301011-00	2		7,047,410.20
Due from National Government Agencies	10303010-00	1	4,564,104.16	
Due from National Government Agencies	10303010-00	2	-	
Due from Local Government Units	10303030-00	1		
Due from Local Government Units	10303030-00	2		
Due from Government Corporations	10303050-00	1		
Due from Government Corporations	10303050-00	2		
Due from Subsidiaries/Joint Ventures/Associates/Affiliates	10303060-00	1		
Due from Subsidiaries/Joint Ventures/Associates/Affiliates	10303060-00	2		
Due from Parent Corporations	10303070-00	1		
Due from Parent Corporations	10303070-00	2		
Due from Operating Units	10304040-00	1		
Due from Other Funds	10304050-00	1		
Receivables-Disallowances/Charges	10305010-00	1		
Receivables-Disallowances/Charges	10305010-00	2		
Due from Officers and Employees	10305020-00	1	30,386.46	
Other Receivables	10305990-00	1	95,095.86	
Other Receivables	10305990-00	2	2,661,902.89	
Allowance for Impairment-Other Receivables	10305991-00	2		2,661,902.89
Office Supplies Inventory	10404010-00	1	619,106.57	
Drugs and Medicines Inventory	10404060-00	1	40,019.00	
Textbooks and Instructional Materials Inventory	10404100-00	1	1,950.00	
Other Supplies and Materials Inventory	10404990-00	1	176,847.33	
Semi-Expendable Office Equipment	10405020-00	1	328,196.16	
Semi-Expendable Furniture and Fixtures	10406010-00	1	862,614.00	
Buildings	10604010-00	2	30,417,335.23	
Accumulated Depreciation-Buildings	10604011-00	2		26,889,934.42
Other Structures	10604990-00	2	3,941,250.56	
Accumulated Depreciation-Other Structures	10604991-00	2		786,883.78
Office Equipment	10605020-00	2	7,136,623.44	
Accumulated Depreciation-Office Equipment	10605021-00	2		4,087,632.90
Information and Communication Technology	10605030-00	2	28,396,319.82	
Accumulated Depreciation-Information and Communication Technology Equipment	10605031-00	2		20,391,412.41
Communication Equipment	10605070-00	2	1,405,343.70	
Accumulated Depreciation-Communication	10605071-00	2		1,345,003.10
Motor Vehicles	10606010-00	2	10,795,200.00	
Accumulated Depreciation-Motor Vehicles	10606011-00	2		8,948,160.00
Furniture and Fixtures	10607010-00	2	2,038,038.95	
Accumulated Depreciation-Furniture and Fixtures	10607011-00	2		928,028.39
Books	10607020-00	2	14,571.27	
Accumulated Depreciation-Books	10607021-00	2		13,114.15
Other Property, Plant and Equipment	10698990-00	2	6,318,138.19	
Accumulated Depreciation-Other Property, Plant and Equipment	10698991-00	2		2,930,598.89
Advances to Special Disbursing Officer	19901030-00	1	31,187.14	
Advances to Officers and Employees	19901040-00	1	1,378,924.76	
Prepaid Rent	19902020-00	1	4,952,797.04	

Government Corporation Name	CITEM	Legend:		
Cluster	6	1 - Current Assets	5 - Accumulated Surplus/Equity Accounts	
Region	NCR	2 - Non-Current Assets	0 - Revenue/Income and Expense Accounts	
Year	JUNE 2020	3 - Current Liabilities		
Fund	All Funds	4 - Non-Current Liabilities		
			TOTAL ALL FUNDS	
Account Title	Account Code	Current/Non-Current	Debit	Credit
Creditable Input Tax	19902070-00	1	4,875,431.96	
Other Prepayments	19902990-00	1	616,482.67	
Guaranty Deposits	19903020-00	1	810,984.86	
Guaranty Deposits	19903020-00	2	2,273,081.04	
Restricted Fund	19904010-00	2	305,251,454.65	
Commemorative Notes and Coins	19999070-00	2		
Deferred Charges/Losses	19999080-00	1		
Deferred Charges/Losses	19999080-00	2		
Other Assets	19999990-00	1		
Other Assets	19999990-00	2	8,431,977.13	
Accumulated Impairment Losses-Other Assets	19999991-00	1		
Accumulated Impairment Losses-Other Assets	19999991-00	2		7,588,253.65
Accounts Payable	20101010-00	3		23,214,753.38
Due to Officers and Employees	20101020-00	3		13,254,987.38
Notes Payable	20101040-00	3		
Notes Payable	20101040-00	4		
Interest Payable	20101050-00	3		
Operating Lease Payable	20101060-00	3		
Finance Lease Payable	20101070-00	3		
Finance Lease Payable	20101070-00	4		
Awards and Rewards Payable	20101080-00	3		
Service Concession Arrangements Payable	20101090-00	3		
Service Concession Arrangements Payable	20101090-00	4		
Accrued Benefits Payable	20101100-00	3		
Insurance/Reinsurance Premium Payable	20101110-00	3		
Bonds Payable - Domestic	20102020-00	3		
Bonds Payable - Domestic	20102020-00	4		
Discount on Bonds Payable-Domestic	20102021-00	3		
Discount on Bonds Payable-Domestic	20102021-00	4		
Premium on Bonds Payable-Domestic	20102022-00	3		
Premium on Bonds Payable-Domestic	20102022-00	4		
Bond Issue Cost-Domestic	20102023-00	3		
Bond Issue Cost-Domestic	20102023-00	4		
Bonds Payable-Foreign	20102030-00	3		
Bonds Payable-Foreign	20102030-00	4		
Discount on Bonds Payable-Foreign	20102031-00	3		
Discount on Bonds Payable-Foreign	20102031-00	4		
Premium on Bonds Payable-Foreign	20102032-00	3		
Premium on Bonds Payable-Foreign	20102032-00	4		
Bond Issue Cost-Foreign	20102033-00	3		
Bond Issue Cost-Foreign	20102033-00	4		
Loans Payable-Domestic	20102040-00	3		
Loans Payable-Domestic	20102040-00	4		
Loans Payable-Foreign	20102050-00	3		
Loans Payable-Foreign	20102050-00	4		
Bills Payable-Bangko Sentral ng Pilipinas	20102060-00	3		
Bills Payable-Bangko Sentral ng Pilipinas	20102060-00	4		
Redeemable Preferred Shares	20102070-00	3		
Redeemable Preferred Shares	20102070-00	4		
Term Loan Facility	20102080-00	3		
Term Loan Facility	20102080-00	4		
Other Bills/Bonds/Loans Payable	20102990-00	3		
Other Bills/Bonds/Loans Payable	20102990-00	4		
Tax Refunds Payable	20103010-00	3		
Financial Liability Designated at Fair Value through Surplus/Profit or Deficit/Loss	20104010-00	3		
Derivatives Financial Liability with Negative Fair Value Held for Trading	20105010-00	3		

Government Corporation Name	CITEM	Legend:		
Cluster	6	1 - Current Assets	5 - Accumulated Surplus/Equity Accounts	
Region	NCR	2 - Non-Current Assets	0 - Revenue/Income and Expense Accounts	
Year	JUNE 2020	3 - Current Liabilities		
Fund	All Funds	4 - Non-Current Liabilities		
			TOTAL ALL FUNDS	
Account Title	Account Code	Current/Non-Current	Debit	Credit
Liability for Short Position	20105020-00	3		
Financial Liabilities Associated with Transferred Assets	20106010-00	3		
Domestic Securities Sold Under Repurchase Agreements	20107010-00	3		
Unsecured Subordinated Debt	20108010-00	3		
Unamortized Unsecured Subordinated Debt	20108011-00	3		
Unamortized Unsecured Subordinated Debt	20108012-00	3		
Other Financial Liabilities	20199990-00	3		
Due to BIR	20201010-00	3		1,516,996.27
Due to GSIS	20201020-00	3		518,553.31
Due to Pag-IBIG	20201030-00	3		121,117.37
Due to PhilHealth	20201040-00	3		55,188.11
Due to NGAs	20201050-00	3		20,929,942.56
Due to Government Corporations	20201060-00	3		146,153.55
Trust Liabilities	20401010-00	3		2,527,280.54

Government Corporation Name	CITEM	Legend:		
Cluster	6	1 - Current Assets	5 - Accumulated Surplus/Equity Accounts	
Region	NCR	2 - Non-Current Assets	0 - Revenue/Income and Expense Accounts	
Year	JUNE 2020	3 - Current Liabilities		
Fund	All Funds	4 - Non-Current Liabilities		
		TOTAL ALL FUNDS		
Account Title	Account Code	Current/Non-Current	Debit	Credit
Trust Liabilities	20401010-00	4		296,046.01
Bail Bonds Payable	20401030-00	3		248,964.28
Bail Bonds Payable	20401030-00	4		944,631.30
Guaranty/Security Deposits Payable	20401040-00	4		34,200.00
Output Tax	20501030-00	3		2,516,431.16
Other Unearned Revenue/Income	20502990-00	3		2,168,192.34
Other Payables	29999990-00	3		635,070.17
Other Payables	29999990-00	4		16,980,183.01
Accumulated Surplus/(Deficit)	30101010-00	5		565,651,474.32
Government Equity	30101020-00	5		46,276,162.43
Participation Fees	40201190-00	0		15,344,981.23
Interest Income	40202210-00	0		-
Subsidy from National Government	40301010-00	0		139,240,000.00
Gain on Foreign Exchange (FOREX)	40501010-00	0		153.85
Miscellaneous Income	40603990-00	0		149,165.10
Salaries and Wages-Regular	50101010-00	0	23,596,939.00	
Personnel Economic Relief Allowance (PERA)	50102010-00	0	1,015,611.70	
Representation Allowance (RA)	50102020-00	0	577,875.00	
Transportation Allowance (TA)	50102030-00	0	427,500.00	
Clothing/Uniform Allowance	50102040-00	0	510,000.00	
Honoraria	50102100-00	0	15,000.00	
Hazard Pay	50102110-00	0	37,500.00	
Longevity Pay	50102120-00	0		
Overtime and Night Pay	50102130-00	0	210,094.48	
Year End Bonus	50102140-00	0	3,948,307.00	
Cash Gift	50102150-00	0	-	
Other Bonuses and Allowances	50102990-00	0	30,000.00	
Retirement and Life Insurance Premiums	50103010-00	0	2,369,453.67	
Pag-IBIG Contributions	50103020-00	0	42,500.00	
PhilHealth Contributions	50103030-00	0	252,015.21	
Employees Compensation Insurance Premiums	50103040-00	0	42,500.00	
Retirement Gratuity	50104020-00	0	-	
Terminal Leave Benefits	50104030-00	0	-	
Other Personnel Benefits	50104990-00	0	1,157,589.92	
Traveling Expenses-Local	50201010-00	0	149,333.78	
Traveling Expenses-Foreign	50201020-00	0	1,770,016.94	
Training Expenses	50202010-00	0	22,371.43	
Office Supplies Expenses	50203010-00	0	-	
Accountable Forms Expenses	50203020-00	0	-	
Drugs and Medicines Expenses	50203070-00	0	-	
Fuel, Oil and Lubricants Expenses	50203090-00	0	18,507.94	
Other Supplies and Materials Expenses	50203990-00	0	688,679.53	
Water Expenses	50204010-00	0	20,722.45	
Electricity Expenses	50204020-00	0	596,315.51	
Postage and Courier Services	50205010-00	0	-	
Telephone Expenses	50205020-00	0	513,148.07	
Internet Subscription Expenses	50205030-00	0	249,693.30	
Extraordinary and Miscellaneous Expenses	50210030-00	0	-	
Legal Services	50211010-00	0	8,400.00	
Auditing Services	50211020-00	0	2,892.32	
Other Professional Services	50211990-00	0	2,632,560.05	
Janitorial Services	50212020-00	0	-	
Security Services	50212030-00	0	663,927.91	
Other General Services	50212990-00	0	6,871,428.91	
Repairs and Maintenance-Buildings and Other Structures	50213040-00	0	34,553.57	
Repairs and Maintenance-Machinery and	50213050-00	0	-	
Repairs and Maintenance-Transportation	50213060-00	0	9,700.00	

Government Corporation Name	CITEM	Legend:		
Cluster	6	1 - Current Assets	5 - Accumulated Surplus/Equity Accounts	
Region	NCR	2 - Non-Current Assets	0 - Revenue/Income and Expense Accounts	
Year	JUNE 2020	3 - Current Liabilities		
Fund	All Funds	4 - Non-Current Liabilities		
			TOTAL ALL FUNDS	
Account Title	Account Code	Current/Non-Current	Debit	Credit
Taxes, Duties and Licenses	50215010-00	0	3,229.06	
Fidelity Bond Premiums	50215020-00	0	245,508.12	
Insurance Expenses	50215030-00	0	497,243.15	
Advertising, Promotional and Marketing	50299010-00	0	3,623,354.89	
Printing and Publication Expenses	50299020-00	0	165,620.99	
Representation Expenses	50299030-00	0	584,214.94	
Transportation and Delivery Expenses	50299040-00	0	5,846.00	
Rent/Lease Expenses	50299050-00	0	16,587,662.15	
Membership Dues and Contributions to	50299060-00	0	48,025.00	
Subscription Expenses	50299070-00	0	3,510,821.13	
Donations	50299080-00	0	13,000.00	
Other Maintenance and Operating Expenses	50299990-00	0	7,394,947.77	
Bank Charges	50301040-00	0	118,853.74	
Depreciation-Buildings and Other Structures	50501040-00	0	-	
Depreciation-Machinery and Equipment	50501050-00	0	-	
Depreciation-Furniture, Fixtures and Books	50501070-00	0	-	
Depreciation-Other Property, Plant and	50501990-00	0	-	
Loss on Foreign Exchange (FOREX)	50504010-00	0	2,999.60	
Loss on Sale of Property, Plant and Equipment	50504040-00	0	-	
Total			936,388,962.45	936,388,962.45
I HEREBY CERTIFY THAT THIS TRIAL BALANCE CONSISTING OF				
THREE (3) PAGES IS A TRUE AND COMPLETE SUMMARY OF TOTAL				
BALANCES OF ACCOUNTS AS SHOWN IN THE LEDGER.				
				
MALERNA C. BUYAO Chief Accountant	MA. LOURDES D. MEDIRAN Deputy Executive Director	PAULINA SUACO JUAN Executive Director		