

**CENTER FOR INTERNATIONAL TRADE EXPOSITIONS AND MISSIONS**  
**Condensed Statement of Financial Position**  
**(ALL FUNDS)**  
**AS AT SEPTEMBER 30, 2018**

<b>ASSETS</b>	<b>NOTE</b>	<b>2018</b>
<b>Current Assets</b>		
Cash and Cash Equivalents		
Receivables	PHP	214,335,647.22
Inventories		33,368,163.36
Other Current Assets		1,456,813.82
<b>Total Current Assets</b>		<u>10,179,660.14</u>
		<u>259,340,284.54</u>
<b>Non-current Assets</b>		
Receivables (net)		4,860,873.18
Property and Equipment (net)		43,786,579.91
Other Non-current Assets		295,909,910.37
<b>Total Non-current Assets</b>		<u>344,557,363.46</u>
<b>Total Assets</b>	PHP	<u>603,897,648.00</u>
<b>LIABILITIES</b>		
<b>Current Liabilities</b>		
Financial Liabilities		
Inter-agency Payables	PHP	8,947,716.63
Trust Liabilities		32,079,746.70
Deferred Credits/Unearned Income		9,640,939.31
Other Payables		11,965,406.92
<b>Total Current Liabilities</b>		<u>939,497.89</u>
		<u>63,573,307.45</u>
<b>Non-current Liabilities</b>		
Financial Liabilities		12,006,409.91
Trust Liabilities		296,046.01
Other Payables		5,952,604.40
<b>Total Non-current Liabilities</b>		<u>18,255,060.32</u>
<b>Total Liabilities</b>	PHP	<u>81,828,367.77</u>
<b>Total Assets Less Total Liabilities</b>	<b>PHP</b>	<u><b>522,069,280.23</b></u>
<b>NET ASSETS/EQUITY</b>		
Government Equity		
Government Equity	PHP	41,221,808.66
Revaluation Surplus		5,054,353.77
Accumulated Surplus		428,604,319.82
Net Surplus / (Deficit) for the period		47,188,797.98
<b>Total Net Assets/Equity</b>	<b>PHP</b>	<u><b>522,069,280.23</b></u>

Prepared by:

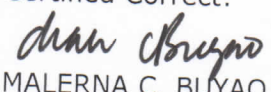
  
 CHRISTINE KAREN M. AGUINALDO  
 Accountant

Noted by:


  
 MA. LOURDES D. MEDIRAN  
 Supervising Deputy Executive Director for Finance

Date Printed: 10/11/2018

Certified Correct:

  
 MALERNA C. BUYAO  
 OIC - Controllership

Approved by:

  
 PAULINA SUAZO-JUAN  
 Executive Director

**CENTER FOR INTERNATIONAL TRADE EXPOSITIONS AND MISSIONS**  
**Condensed Statement of Financial Performance**  
**(ALL FUNDS)**  
**FOR THE PERIOD ENDED SEPTEMBER 30, 2018**

**Revenue**

Service and Business Income / Breakdown of Income

**Total Revenue**

**NOTE**

PHP	78,059,799.89
	<u><b>78,059,799.89</b></u>

**Less: Current Operating Expenses**

Personnel Services / sched 1

Maintenance and Other Operating Expenses / sched 2

Financial Expenses / sched 3

Direct Costs / sched 4

Non-Cash Expenses / sched 5

**Total Current Operating Expenses**

42,475,188.42

49,659,474.10

272,165.96

66,660,810.85

-

**159,067,639.33**

**Surplus/(Deficit) from Current Operations**

Net Financial Assistance/Subsidy/Contribution

Other Non-Operating Income

Gains / Breakdown of Income

Losses

PHP	<b>(81,007,839.44)</b>
-----	------------------------

128,200,000.00

-


(3,362.58)

**Net Surplus/(Deficit) for the period**

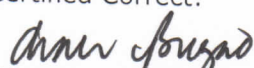
PHP	<u><b>47,188,797.98</b></u>
-----	-----------------------------

*Note: Service and Business Income includes Participation Fees from unfinished projects for 2018 in the amount of Php 37,544,606.56.*

Prepared by:

  
**CHRISTINE KAREN M. AGUINALDO**  
 Accountant

Certified Correct:


  
**MALERNA C. BUYAO**  
 OIC - Controllership

Noted by:

  
**MA. LOURDES D. MEDIRAN**  
 Supervising Deputy Executive Director for Finance

Date Printed: 10/11/2018

Approved by:


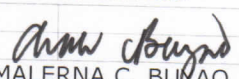


  
**PAULINA SUACO JUAN**  
 Executive Director



Government Corporation Name	CITEM	Legend:		
Cluster	6	1 - Current Assets	5 - Accumulated Surplus/Equity Accounts	
Region	NCR	2 - Non-Current Assets	0 - Revenue/Income and Expense Accounts	
Year	September 2018	3 - Current Liabilities		
Fund	All Funds	4 - Non-Current Liabilities		
Account Title	Account Code	Current/Non-Current	TOTAL ALL FUNDS	
			Debit	Credit
Cash-Collecting Officers	10101010-00	1	383,839	
Petty Cash	10101020-00	1	100,000	
Cash in Bank-Local Currency, Current Account	10102020-00	1	85,846,228	
Cash in Bank-Foreign Currency, Savings Account	10103030-00	1	74,605,799	
Time Deposits-Local Currency	10105020-00	1	4,482,420	
Time Deposits-Foreign Currency	10105030-00	1	48,917,361	
Accounts Receivable	10301010-00	1	27,140,834	
Accounts Receivable	10301010-00	2	7,907,882	
Allowance for Impairment-Accounts Receivable	10301011-00	2		5,668,485
Due from National Government Agencies	10303010-00	1	6,137,585	
Due from National Government Agencies	10303010-00	2	348,396	
Due from Officers and Employees	10305020-00	1	30,386	
Other Receivables	10305990-00	1	59,357	
Other Receivables	10305990-00	2	4,040,828	
Allowance for Impairment-Other Receivables	10305991-00	2		4,040,828
Office Supplies Inventory	10404010-00	1	1,153,053	
Drugs and Medicines Inventory	10404060-00	1	32,110	
Textbooks and Instructional Materials Inventory	10404100-00	1	1,950	
Other Supplies and Materials Inventory	10404990-00	1	269,701	
Buildings	10604010-00	2	46,316,332	
Accumulated Depreciation-Buildings	10604011-00	2		30,772,750
Office Equipment	10605020-00	2	9,569,683	
Accumulated Depreciation-Office Equipment	10605021-00	2		6,312,361
Information and Communication Technology Equipment	10605030-00	2	31,204,942	
Accumulated Depreciation-Information and Communication Technology Equipment	10605031-00	2		17,259,287
Communication Equipment	10605070-00	2	1,633,853	
Accumulated Depreciation-Communication Equipment	10605071-00	2		403,531
Motor Vehicles	10606010-00	2	11,512,341	
Accumulated Depreciation-Motor Vehicles	10606011-00	2		7,386,729
Furniture and Fixtures	10607010-00	2	5,853,604	
Accumulated Depreciation-Furniture and Fixtures	10607011-00	2		3,984,342
Books	10607020-00	2	147,347	
Accumulated Depreciation-Books	10607021-00	2		132,633
Other Property, Plant and Equipment	10698990-00	2	7,929,029	
Accumulated Depreciation-Other Property, Plant and Equipment	10698991-00	2		4,128,918
Advances to Special Disbursing Officer	19901030-00	1	135,423	
Advances to Officers and Employees	19901040-00	1	1,204,330	
Prepaid Rent	19902020-00	1	4,751,840	
Input Tax	19902060-00	1	3,433,516	
Other Prepayments	19902990-00	1	43,566	
Guaranty Deposits	19903020-00	1	610,985	
Guaranty Deposits	19903020-00	2	2,273,081	
Restricted Fund	19904010-00	2	295,066,187	
Other Assets	19999990-00	2	8,431,977	
Accumulated Impairment Losses-Other Assets	19999991-00	2		7,588,254
Accounts Payable	20101010-00	3		6,017,913
Due to Officers and Employees	20101020-00	3		2,929,804
Due to BIR	20201010-00	3		1,983,981
Due to GSIS	20201020-00	3		153,496
Due to Pag-IBIG	20201030-00	3		88,542
Due to PhilHealth	20201040-00	3		41,058
Due to NGAs	20201050-00	3		29,666,516
Due to Government Corporations	20201060-00	3		146,154
Trust Liabilities	20401010-00	3		9,640,939
Trust Liabilities	20401010-00	4		296,046
Bail Bonds Payable	20401030-00	3		375,999
Bail Bonds Payable	20401030-00	4		944,631
Guaranty/Security Deposits Payable	20401040-00	4		34,200
Output Tax	20501030-00	3		2,380,588
Other Unearned Revenue/Income	20502990-00	3		9,584,819
Other Payables	29999990-00	3		563,499
Other Payables	29999990-00	4		16,980,183
Accumulated Surplus/(Deficit)	30101010-00	5		428,604,320



<b>Government Corporation Name</b>	<b>CITEM</b>	<b>Legend:</b>		
<b>Cluster</b>	<b>6</b>	<b>1 - Current Assets</b>	<b>5 - Accumulated Surplus/Equity Accounts</b>	
<b>Region</b>	<b>NCR</b>	<b>2 - Non-Current Assets</b>	<b>0 - Revenue/Income and Expense Accounts</b>	
<b>Year</b>	<b>September 2018</b>	<b>3 - Current Liabilities</b>		
<b>Fund</b>	<b>All Funds</b>	<b>4 - Non-Current Liabilities</b>		
			<b>TOTAL ALL FUNDS</b>	
<b>Account Title</b>	<b>Account Code</b>	<b>Current/Non-Current</b>	<b>Debit</b>	<b>Credit</b>
Government Equity	30101020-00	5		46,276,162
Participation Fees	40201190-00	0		76,139,569
Interest Income	40202210-00	0		43,840
Subsidy from National Government	40301010-00	0		128,200,000
Miscellaneous Income	40603990-00	0		1,876,391
Salaries and Wages-Regular	50101010-00	0	28,801,050	
Personnel Economic Relief Allowance (PERA)	50102010-00	0	1,474,176	
Representation Allowance (RA)	50102020-00	0	807,125	
Transportation Allowance (TA)	50102030-00	0	630,625	
Clothing/Uniform Allowance	50102040-00	0	498,000	
Overtime and Night Pay	50102130-00	0	1,853,776	
Year End Bonus	50102140-00	0	3,112,402	
Other Bonuses and Allowances	50102990-00	0	90,000	
Retirement and Life Insurance Premiums	50103010-00	0	3,451,688	
Pag-IBIG Contributions	50103020-00	0	66,000	
PhilHealth Contributions	50103030-00	0	283,886	
Employees Compensation Insurance Premiums	50103040-00	0	74,000	
Terminal Leave Benefits	50104030-00	0	208,209	
Other Personnel Benefits	50104990-00	0	1,124,252	
Traveling Expenses-Local	50201010-00	0	1,393,195	
Traveling Expenses-Foreign	50201020-00	0	2,424,266	
Training Expenses	50202010-00	0	406,206	
Office Supplies Expenses	50203010-00	0	216,998	
Accountable Forms Expenses	50203020-00	0	7,000	
Drugs and Medicines Expenses	50203070-00	0	32,245	
Fuel, Oil and Lubricants Expenses	50203090-00	0	298,205	
Textbooks and Instructional Materials Expenses	50203110-00	0	231	
Other Supplies and Materials Expenses	50203990-00	0	1,184,122	
Water Expenses	50204010-00	0	306,506	
Electricity Expenses	50204020-00	0	2,737,073	
Postage and Courier Services	50205010-00	0	7,460	
Telephone Expenses	50205020-00	0	1,821,167	
Internet Subscription Expenses	50205030-00	0	1,885,754	
Extraordinary and Miscellaneous Expenses	50210030-00	0	13,639	
Legal Services	50211010-00	0	16,400	
Auditing Services	50211020-00	0	3,723,902	
Other Professional Services	50211990-00	0	5,223,903	
Janitorial Services	50212020-00	0	1,184,388	
Security Services	50212030-00	0	2,119,299	
Other General Services	50212990-00	0	7,869,527	
Repairs and Maintenance-Buildings and Other Structures	50213040-00	0	80,786	
Repairs and Maintenance-Machinery and	50213050-00	0	170,921	
Repairs and Maintenance-Transportation	50213060-00	0	133,216	
Taxes, Duties and Licenses	50215010-00	0	22,532	
Fidelity Bond Premiums	50215020-00	0	392,702	
Insurance Expenses	50215030-00	0	604,139	
Advertising, Promotional and Marketing Expenses	50299010-00	0	8,261,283	
Printing and Publication Expenses	50299020-00	0	1,808,711	
Representation Expenses	50299030-00	0	2,539,035	
Transportation and Delivery Expenses	50299040-00	0	150,883	
Rent/Lease Expenses	50299050-00	0	49,465,525	
Membership Dues and Contributions to	50299060-00	0	6,500	
Subscription Expenses	50299070-00	0	2,617,284	
Other Maintenance and Operating Expenses	50299990-00	0	17,195,286	
Bank Charges	50301040-00	0	272,166	
Loss on Foreign Exchange (FOREX)	50504010-00	0	3,363	
<b>Total</b>			<b>850,646,768</b>	<b>850,646,768</b>

Government Corporation Name	CITEM	Legend:	
Cluster	6	1 - Current Assets	5 - Accumulated Surplus/Equity Accounts
Region	NCR	2 - Non-Current Assets	0 - Revenue/Income and Expense Accounts
Year	September 2018	3 - Current Liabilities	
Fund	All Funds	4 - Non-Current Liabilities	
Account Title		Account Code	TOTAL ALL FUNDS
		Current/Non-Current	Debit Credit
Total			850,646,768 850,646,768
I HEREBY CERTIFY THAT THIS TRIAL BALANCE CONSISTING OF TWO (2) PAGES IS A TRUE AND COMPLETE SUMMARY OF TOTAL BALANCES OF ACCOUNTS AS SHOWN IN THE LEDGER.			
Prepared by:		Certified Correct:	
 CHRISTINE KAREN M. AGUINALDO Accountant		 MALERNA C. BUAO OIC - Controllership	
Noted by:		Approved by:	
 MA. LOURDES D. MEDIRAN Supervising Deputy Executive Director for Controllership		 PAULINA SUACO JUAN Executive Director	
Date Printed: 10/11/2018			