


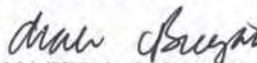
CENTER FOR INTERNATIONAL TRADE EXPOSITIONS AND MISSIONS
Condensed Statement of Financial Position
(ALL FUNDS)
AS AT MARCH 31, 2018
(Preliminary)

ASSETS	NOTE	2018
Current Assets		
Cash and Cash Equivalents	PHP	230,911,546.73
Receivables		15,480,312.40
Inventories		1,232,807.75
Other Current Assets		2,903,849.61
Total Current Assets		<u>250,528,516.49</u>
Non-current Assets		
Receivables (net)		2,587,792.14
Property and Equipment (net)		44,013,688.43
Other Non-current Assets		296,708,749.69
Total Non-current Assets		<u>343,310,230.26</u>
Total Assets	PHP	<u>593,838,746.75</u>
LIABILITIES		
Current Liabilities		
Financial Liabilities	PHP	22,729,916.57
Inter-agency Payables		20,813,172.71
Trust Liabilities		1,387,263.48
Deferred Credits/Unearned Income		5,700,297.29
Other Payables		2,469,803.09
Total Current Liabilities		<u>53,100,453.14</u>
Non-current Liabilities		
Financial Liabilities		12,271,982.15
Other Payables		6,248,650.41
Total Non-current Liabilities		<u>18,520,632.56</u>
Total Liabilities	PHP	<u>71,621,085.70</u>
Total Assets Less Total Liabilities	PHP	<u>522,217,661.05</u>
NET ASSETS/EQUITY		
Government Equity		
Government Equity	PHP	41,221,808.66
Revaluation Surplus		5,054,353.77
Accumulated Surplus		425,309,276.64
Net Surplus / (Deficit) for the period		50,632,221.98
Total Net Assets/Equity	PHP	<u>522,217,661.05</u>

Prepared by:


CHRISTINE KAREN M. AGUINALDO
Accountant III


Certified Correct:


MALERNA C. BUYAO
OIC - Controllership

Noted by:


MA. LOURDES D. MEDIRAN
Supervising Deputy Executive Director for Finance

Approved by:


Undersecretary NORA K. TERRADO
DTI Trade and Investments Promotion Group


Date Printed: 05/02/2018

CENTER FOR INTERNATIONAL TRADE EXPOSITIONS AND MISSIONS
Condensed Statement of Financial Performance
(ALL FUNDS)
FOR THE PERIOD ENDED MARCH 31, 2018

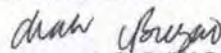
	<u>NOTE</u>		
Revenue			
Service and Business Income / <i>Breakdown of Income</i>	/1	PHP	23,903,028.55
Gains from Operations			-
Total Revenue			23,903,028.55
 Less: Current Operating Expenses			
Personnel Services / <i>sched 1</i>			13,395,552.83
Maintenance and Other Operating Expenses / <i>sched 2</i>			7,291,672.15
Financial Expenses / <i>sched 3</i>			119,090.70
Direct Costs / <i>sched 4</i>			28,376,490.89
Non-Cash Expenses / <i>sched 5</i>			-
Total Current Operating Expenses			49,182,806.57
 Surplus/(Deficit) from Current Operations		PHP	(25,279,778.02)
Net Financial Assistance/Subsidy/Contribution	/2		75,912,000.00
Gains / <i>Breakdown of Income</i>			-
Losses			-
 Net Surplus/(Deficit) for the period		PHP	50,632,221.98

Note: /1 The amount of P23,903,028.55 in revenue includes income from completed and yet to be completed projects programmed for 2018. Deferred Income in 2017 realized as Income in 2018 is P11,083,600.00.
/2 The subsidy received in the amount of P75,912,000.00 is for the first (1st) semester of 2018.

Prepared by:


CHRISTINE KAREN M. AGUINALDO
Accountant III


Certified Correct:


MALERNA C. BUYAO
OIC - Controllership

Noted by:


MA. LOURDES D. MEDIRAN
Supervising Deputy Executive Director for Finance

Approved by:


Undersecretary NORA K. TERRADO
DTI Trade and Investments Promotion Group

Date Printed: 05/02/2018

CENTER FOR INTERNATIONAL TRADE EXPOSITIONS AND MISSIONS
CONDENSED STATEMENT OF CASH FLOW
(ALL FUNDS)
FOR THE PERIOD ENDED MARCH 31, 2018

CASH FLOW FROM OPERATING ACTIVITIES

Cash Inflows

Proceeds from sale of goods and services	P	199.35
Collection of revenues		17,004,021.60
Receipt of government subsidy		75,912,000.00
Collection of receivables		53,171.69
Receipt of inter-agency fund transfers		8,000,000.00
Trust receipts		29,100.00
Other receipts		519,309.32

Total Cash Inflows 101,517,801.96

Cash Outflows

Payment of expenses		(36,499,577.81)
Payment of inventories		0.00
Grant of cash advances		(2,091,060.07)
Prepayments		0.00
Refund of deposits		(54,420.00)
Payment of payables		(20,995,522.19)
Remittance of personnel benefit contributions and mandatory deductions		(2,475,325.33)
Grant of financial assistance		0.00
Other disbursements		(5,461,635.99)

Total Cash Outflows (67,577,541.39)

Net Cash Provided (Used in) Operating Activities P 33,940,260.57

CASH FLOW FROM INVESTING ACTIVITIES

Cash Inflows

Proceeds from sale/disposal of property and equipment	P	
Receipt of interest earned		

Total Cash Inflows 0.00

Cash Outflows

Purchases of Property, Equipment, and Motor Vehicles		0.00
--	--	------

Total Cash Outflows 0.00

Net Cash Provided (Used in) Investing Activities P 0.00


Net Increase (Decrease) in Cash and Cash Equivalents P 33,940,260.57

Effect of foreign exchange rate on cash and cash equivalents 0.00

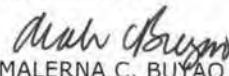
Cash and Cash Equivalents, January 01 196,971,286.16

Cash and Cash Equivalents, December 31 P 230,911,546.73


Prepared by:


CHRISTINE KAREN M. AGUINALDO
Accountant III


Checked by:


MALERNA C. BUYAO
OIC - Controllership

Noted by:


MA. LOURDES D. MEDIRAN
Supervising Deputy Executive
Director for Finance


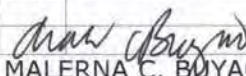


Approved by:


Undersecretary NORA K. TERRADO
DTI - Trade and Investments
Promotions Group

TRIAL BALANCE			
AS AT MARCH 31, 2018			
Agency : Center for International Trade Expositions and Missions			
ACCOUNT TITLES	ACCOUNT CODE		
		DEBIT BALANCES	CREDIT BALANCES
ASSETS			
CURRENT ASSETS			
Cash - Collecting Officers	1010101000	547,540.44	
Petty Cash	1010102000	100,000.00	
Cash in Bank - LCCA - DBP	1010202016	5,171,177.21	
Cash in Bank - LCCA - PNB	1010202029	Pi 9,442,252.30	
Cash in Bank - LCCA - LBP	1010202024	Li 85,551,718.40	
Cash in Bank - LCCA - LBP	1010202024	Li 22,820,200.68	
Cash in Bank - Local Currency, Time Deposits - DBP	1010502002	1,764,203.67	
Cash in Bank - Local Currency, Time Deposits - PNB	1010502004	2,709,097.32	
Cash in Bank - Foreign Currency, Savings Account - PNE	1010303003	53,043,756.61	
Cash in Bank - Foreign Currency, Savings Account - LBP	1010303001	844,238.88	
Cash in Bank - Foreign Currency, Time Deposits - LBP	1010503001	48,917,361.22	
Accounts Receivable	1030101000	L 217,838.66	
Accounts Receivable	1030101000	i 13,685,215.16	
Due from Officers and Employees	1030502000	30,386.46	
Due from National Government Agencies	1030301000	4,061,365.91	
Other Receivables	1030599000	73,298.35	
Office Supplies Inventory	1040401000	937,323.37	
Drugs and Medicines Inventory	1040406000	32,110.25	
Other Supplies and Materials Inventory	1040499000	261,424.13	
Textbooks and Instructional Materials Inventory	1040410000	1,950.00	
Other Prepayments	1990299000	43,566.00	
Advances for Special Disbursing Officer	1990103000	135,423.09	
Advances to Officers and Employees	1990104000	385,669.43	
Guaranty Deposits	1990302000	610,984.86	
Creditable Input Tax	1990207000	169,158.50	
Input VAT	1990206000	1,559,047.73	
TOTAL CURRENT ASSETS		253,116,308.63	-
NON-CURRENT ASSETS			
Accounts Receivable	1030101000	ec 443,446.37	
Accounts Receivable	1030101000	L 4,329,107.21	
Accounts Receivable	1030101000	i 547,535.93	
Allowance for Impairment - Accounts Receivable	1030101100		9,709,313.09
Advances to Officers and Employees	1990104000	1,378,924.76	
Due from National Government Agencies	1030301000	348,395.93	
Receivables - Disallowances/Charges	1030501000	cen (300.00)	
Receivables - Disallowances/Charges	1030501000	dmc 8,459.90	
Receivables - Disallowances/Charges	1030501000	oc 2,265,018.26	
Receivables - Disallowances/Charges	1030501000	pnb 270.20	
Receivables - Disallowances/Charges	1030501000	r 138,818.00	
Receivables - Disallowances/Charges	1030501000	re 249,636.53	
Guaranty Deposits	1990302000	2,273,081.04	
TOTAL		11,982,394.13	9,709,313.09
PROPERTY PLANT & EQUIPMENT			
Buildings	1060401000	23,301,967.22	
Other Structures	1060499000	23,014,364.78	
Office Equipment	1060502000	9,609,456.49	
Furniture and Fixtures	1060701000	5,876,003.54	
Information and Communication Technology Equipment	1060503000	31,337,027.31	
Books	1060702000	147,346.96	
Communication Equipment	1060507000	1,633,852.70	
Motor Vehicles	1060601000	11,512,341.16	
Other Property, Plant and Equipment	1069999000	7,961,879.12	
Accumulated Depreciation - Buildings	1060401100		30,772,749.71
Accumulated Depreciation - Office Equipment	1060502100		6,312,361.00

TRIAL BALANCE			
AS AT MARCH 31, 2018			
Agency : Center for International Trade Expositions and Missions			
ACCOUNT TITLES	ACCOUNT CODE		DEBIT BALANCES
			CREDIT BALANCES
Accumulated Depreciation - Furniture and Fixtures	1060701100		3,984,341.54
Accumulated Depreciation - ICT Equipment	1060503100		17,259,287.15
Accumulated Depreciation - Books	1060702100		132,632.97
Accumulated Depreciation - Communication Equipment	1060507100		403,531.48
Accumulated Depreciation - Motor Vehicles	1060601100		7,386,729.18
Accumulated Depreciation - Other Property and Equipm	1069999100		4,128,917.82
TOTAL PROPERTY PLANT & EQUIPMENT			114,394,239.28
OTHER ASSETS			
Restricted Building Fund	1990401000	hysa	293,591,945.17
Other Assets	1999999000	dsp	8,431,977.13
Accumulated Impairment Losses - Other Assets	1999999100		7,588,253.65
TOTAL OTHER ASSETS			302,023,922.30
TOTAL NON-CURRENT ASSETS			428,400,555.71
TOTAL ASSETS			681,516,864.34
LIABILITIES			
CURRENT LIABILITIES			
Accounts Payable	2010101000	2016	4,614,176.50
Accounts Payable	2010101000	2018	12,710,656.29
Due to Officers and Employees	2010102000		5,405,083.78
Due to BIR	2020101000	brf	39,536.00
Due to BIR	2020101000	ct	60,636.36
Due to BIR	2020101000	ewt	(119,560.36)
Due to BIR	2020101000	gmp	33,557.94
Due to BIR	2020101000	re	33,252.58
Due to BIR	2020101000	vat	188,603.08
Due to BIR	2020101000	vatc	7,350.11
Due to BIR	2020101000	comp	638,200.85
Deferred Tax Liability	2090101000		409,919.51
Due to GSIS-Salary Loan	2020102003	cl	(14,588.91)
Due to GSIS-Salary Loan	2020102003	csl	(44,404.02)
Due to GSIS-Salary Loan	2020102003	ecp	1,835.00
Due to GSIS-Salary Loan	2020102003	el	17,950.04
Due to GSIS-Salary Loan	2020102003	eplus	1,016.04
Due to GSIS-Salary Loan	2020102003	esl	66,581.22
Due to GSIS-Salary Loan	2020102003	fhip	124.48
Due to GSIS-Salary Loan	2020102003	gmp	2,273.57
Due to GSIS-Salary Loan	2020102003	hip	525.14
Due to GSIS-Salary Loan	2020102003	ol	11,180.22
Due to GSIS-Life and Retirement Premium	2020102001		521,401.16
Due to GSIS-Policy Loan	2020102004	pl	(1,200.00)
Due to GSIS-Policy Loan	2020102004	ouli	3,073.68
Due to GSIS-Salary Loan	2020102003	sl	6,423.20
Due to GSIS-Salary Loan	2020102003	som	(261.94)
Pag-IBIG Multi-Purpose Loan	2020103002	mpl	12,286.44
Pag-IBIG Multi-Purpose Loan	2020103002	pl	1,842.14
Pag-IBIG Premium	2020103001	p1	20,266.68
Pag-IBIG Premium	2020103001	p2	32,700.00
Due to PhilHealth	2020104000		40,759.35
Due to NGAs	2020105000		18,695,739.60
Due to GOCCs	2020106000	gten	145,941.73
Due to GOCCs	2020106000	nhmfc	211.82
Other Payables	2999999000	tm	1,387,263.48

TRIAL BALANCE			
AS AT MARCH 31, 2018			
Agency : Center for International Trade Expositions and Missions			
ACCOUNT TITLES	ACCOUNT CODE		
		DEBIT BALANCES	CREDIT BALANCES
Bail Bonds Payable	2040103000		656,674.28
Other Payables	2999999000	ace	103,811.95
Other Payables	2999999000	cc	1,119,030.52
Other Payables	2999999000	emp	357,675.99
Other Payables	2999999000	ref	232,610.35
Other Payables	2050201000	dc	5,700,297.29
TOTAL CURRENT LIABILITIES		-	53,100,453.14
NON-CURRENT LIABILITIES			
Accounts Payable	2010101000	2012	1,179,227.19
Accounts Payable	2010101000	2013	5,385,288.82
Accounts Payable	2010101000	2014	853,411.30
Accounts Payable	2010101000	2015	4,588,482.60
Due to Officers and Employees	2010102000		265,572.24
Guaranty/Security Deposits Payable	2040104000		34,200.00
Bail Bonds Payable	2040103000		944,631.30
Other Payables	2999999000	al	(7,338.26)
Other Payables	2999999000	emp	732,866.56
Other Payables	2999999000	fh	122,922.00
Other Payables	2999999000	mh	8,320.00
Other Payables	2999999000	ph	5,222.10
Other Payables	2999999000	pm	223,268.63
Other Payables	2999999000	spc	3,660.00
Other Payables	2999999000	tm	296,046.01
Other Payables	2999999000	ref	-
TOTAL NON-CURRENT LIABILITIES		-	18,520,632.56
TOTAL LIABILITIES		-	71,621,085.70
EQUITY			
Government Equity	3010101000		40,596,808.66
Government Equity	3010101000	etal	625,000.00
Revaluation Surplus	3020101000		5,054,353.77
Accumulated Surplus - Appropriated	3010101001	app	293,591,945.17
Accumulated Surplus - Unappropriated	3010101002	unapp	131,717,331.47
TOTAL EQUITY		-	471,585,439.07
TOTAL LIABILITIES AND EQUITY		-	543,206,524.77
INCOME			
Other Service Income	4020199099		23,902,869.07
Subsidy from National Government	4030101000		75,912,000.00
Miscellaneous Income	4060399000		159.48
TOTAL INCOME		-	99,815,028.55
EXPENSES			
Basic Salary - Civilian	5010101001		9,905,686.02
PERA - Civilian	5010201001		502,374.05
Representation Allowance (RA)	5010202000		246,125.00
Transportation Allowance (TA)	5010203001		173,125.00
Clothing/Uniform Allowance - Civilian	5010204001		444,000.00
Productivity Enhancement Incentive - Civilian	5010299012		5,000.00
Overtime Pay	5010213001		31,535.96
Retirement and Life Insurance Premiums	5010301000		1,195,670.22

TRIAL BALANCE			
AS AT MARCH 31, 2018			
Agency : Center for International Trade Expositions and Missions			
ACCOUNT TITLES	ACCOUNT CODE	DEBIT BALANCES	CREDIT BALANCES
Pag-IBIG - Civilian	5010302001	17,000.00	
PhilHealth - Civilian	5010303001	73,332.52	
ECIP - Civilian	5010304001	25,300.00	
Terminal Leave Benefits - Civilian	5010403001	194,912.25	
Other Personnel Benefits	5010499099	581,491.81	
Traveling Expenses - Local	5020101000	179,849.98	
Traveling Expenses - Foreign	5020102000	1,068,912.86	
Training Expenses	5020201002	114,150.72	
Fuel, Oil and Lubricants Expenses	5020309000	2,200.00	
Textbooks and Instructional Materials Expenses	5020311001	231.40	
Other Supplies and Materials Expenses	5020399000	122,871.96	
Water Expenses	5020401000	41,549.84	
Electricity Expenses	5020402000	438,136.44	
Landline	5020502002	322,641.99	
Mobile	5020502001	121,097.35	
Internet Subscription Expenses	5020503000	826,653.54	
Membership Dues and Contributions to Organizations	5029906000	6,500.00	
Advertising Expenses	5029901000	19,494.85	
Printing and Publication Expenses	5029902000	36,962.77	
Operating Lease	5029905006	18,726,358.56	
Representation Expenses	5029903000	229,945.46	
Transportation and Delivery Expenses	5029904000	123,372.56	
Legal Services	5021101000	3,450.00	-
Other General Services	5021299099	1,991,184.08	
Other Professional Services	5021199000	1,522,582.69	
Buildings - Repairs	5021304001	4,821.42	
IT Equipment - Repairs	5021305003	672.00	
Motor Vehicles - Repairs	5021306001	5,700.00	
Extraordinary and Miscellaneous Expenses	5021003000	11,639.07	
Taxes, Duties and Licenses	5021501001	6,058.12	
Fidelity Bond Premiums	5021502000	63,036.00	
Insurance Expenses	5021503000	27,957.05	
Other Maintenance and Operating Expenses	5029999099	9,650,132.33	
Bank Charges	5030104000	119,090.70	
TOTAL EXPENSES		49,182,806.57	-
GRAND TOTAL		730,699,670.91	730,699,670.91
NET INCOME			50,632,221.98
I HEREBY CERTIFY THAT THIS TRIAL BALANCE CONSISTING OF FOUR(4) PAGES IS A TRUE AND COMPLETE SUMMARY OF TOTAL BALANCES OF ACCOUNTS AS SHOWN IN THE LEDGER.			
Prepared by:		Certified Correct:	
			
CHRISTINE KAREN M. AGUINALDO		MALERNA C. BOYAO	
Accountant III		OIC - Controllership	
Noted by:		Approved by:	
			
MA. LOURDES D. MEDIRAN		Undersecretary NORA K. TERRADO	
Supervising Deputy Executive Director for Finance		DTI Trade and Investments Promotion Group	
Date Printed: 05/02/2018			