


SUMMARY OF APPROPRIATIONS, ALLOTMENTS, OBLIGATIONS AND BALANCES BY OBJECT OF EXPENDITURES
As of the Quarter Ending September 30, 2017

Department: Budgetary Support to Government Corporations
 Agency: Center for International Trade Expositions and Missions
 Operating Unit: N/A
 Organization Code (UACS): 350430000000
 Fund Cluster: 01 - Regular Agency Fund

Authorization: 01 - Current Year Appropriations
 Report Status: SUBMITTED

Particulate	UACS CODE	Appropriation			Allotments				Current Year Obligations					Current Year Disbursements				Balances							
		Authorized Appropriation	Adjustments (Transfer To/From, Reassignment)	Adjusted Appropriations	Allotments Received	Adjustments (Withdrawn, Reassignment)	Transfer To	Transfer From	Adjusted Total Allotments	1st Quarter Ending March 31	2nd Quarter Ending June 30	3rd Quarter Ending Sept. 30	4th Quarter Ending Dec. 31	Total	1st Quarter Ending March 31	2nd Quarter Ending June 30	3rd Quarter Ending Sept. 30	4th Quarter Ending Dec. 31	Total	Unrecovered Appropriations	Unobligated Allotment	Unpaid Obligations (16-20) = (21-24)			
1	2	3	4	5(3+4)	6	7	8	9	10(8+7)+4+6	11	12	13	14	15	16	17	18	19	20	21(16+17+18+19)	22(4+1)	23(10+4)	24	25	
Agency Specific Budget																									
Subsidies	01101277	220,000,000.00		220,000,000.00	180,618,000.00				180,618,000.00	67,348,629.83	58,263,135.02	32,674,746.72		158,287,511.67	28,999,202.07	37,216,026.16	50,914,380.71		117,128,608.94	38,382,000.00	22,330,488.33			41,157,902.73	
Maintenance and Other Operating Expenses		220,000,000.00		220,000,000.00	180,618,000.00				180,618,000.00	67,348,629.83	58,263,135.02	32,674,746.72		158,287,511.67	28,999,202.07	37,216,026.16	50,914,380.71		117,128,608.94	38,382,000.00	22,330,488.33			41,157,902.73	
Financial Assistance/Subsidy	0021409000	220,000,000.00		220,000,000.00	180,618,000.00				180,618,000.00	67,348,629.83	58,263,135.02	32,674,746.72		158,287,511.67	28,999,202.07	37,216,026.16	50,914,380.71		117,128,608.94	38,382,000.00	22,330,488.33			41,157,902.73	
Budgetary Support to Government-Owned and/or Controlled Corporations	0021404000	220,000,000.00		220,000,000.00	180,618,000.00				180,618,000.00	67,348,629.83	58,263,135.02	32,674,746.72		158,287,511.67	28,999,202.07	37,216,026.16	50,914,380.71		117,128,608.94	38,382,000.00	22,330,488.33			41,157,902.73	
Subsidy Support to Operations of GOCCs	0021404001	220,000,000.00		220,000,000.00	180,618,000.00				180,618,000.00	67,348,629.83	58,263,135.02	32,674,746.72		158,287,511.67	28,999,202.07	37,216,026.16	50,914,380.71		117,128,608.94	38,382,000.00	22,330,488.33			41,157,902.73	
GRAND TOTAL																									
Grand Total		220,000,000.00		220,000,000.00	180,618,000.00				180,618,000.00	67,348,629.83	58,263,135.02	32,674,746.72		158,287,511.67	28,999,202.07	37,216,026.16	50,914,380.71		117,128,608.94	38,382,000.00	22,330,488.33			41,157,902.73	


Certified Correct:


 Dulay, Wilma
 Agency Budget Officer
 Date: 28/Nov/2017


Certified Correct:

 Agency Chief Accountant
 Date:

Recommended By:


 Medina, Ma. Lourdes
 Supervising DED for Finance
 Date: 28/Nov/2017

Approved By:


 Tugonon, Clayton
 Head of Agency or Authorized Representative
 Date: 28/Nov/2017