


STATEMENT OF APPROPRIATIONS, ALLOTMENTS, OBLIGATIONS, DISBURSEMENTS AND BALANCES
As of the Quarter Ending September 30, 2017

FAR No. 1

Department: Budgetary Support to Government Corporations
Agency: Center for International Trade Expositions and Missions
Operating Unit: N/A
Organization Code (UACS): 350430000000
Fund Cluster: 01 - Regular Agency Fund


Authorization: 01 - Current Year Appropriations
Report Status: SUBMITTED


Particulars	UACS CODE	Authorized Appropriation	Adjustments (Transfer To)/From, Reassignment	Adjusted Appropriations	Allotments Received	Adjustments (Withdrawal, Reassignment)	Transfer To	Transfer From	Adjusted Total Allotments	Current Year Obligations				Total	Current Year Disbursements				Balances					
										1st Quarter Ending March 31	2nd Quarter Ending June 30	3rd Quarter Ending Sept. 30	4th Quarter Ending Dec. 31		1st Quarter Ending March 31	2nd Quarter Ending June 30	3rd Quarter Ending Sept. 30	4th Quarter Ending Dec. 31	Total	Unreleased Appropriations	Unobligated Allotment	Unpaid Obligations (15.20) + (23.24)	Due and Demandable	Net Yet Due and Demandable
1	2	3	4	5	6	7	8	9	10	11	12	13	14	15	16	17	18	19	20	21	22	23	24	
I. Agency Specific Budget									19(10)+(7)+(4)					19					19					
Subtotal	01101277													19					19					
General Administration and Support	0000010400000000	30,000,000.00		30,000,000.00	23,146,000.00				23,146,000.00	8,185,455.11	113,728,318.21	232,226.89		23,146,000.00	4,419,288.01	5,761,038.51	12,868,035.91	23,947,262.43	8,954,000.00					
MOOE	1020010001000000	30,000,000.00		30,000,000.00	23,146,000.00				23,146,000.00	8,185,455.11	113,728,318.21	232,226.89		23,146,000.00	4,419,288.01	5,761,038.51	12,868,035.91	23,947,262.43	8,954,000.00					
Support to Operations	0000020000000000	30,000,000.00		30,000,000.00	23,146,000.00				23,146,000.00	8,185,455.11	113,728,318.21	232,226.89		23,146,000.00	4,419,288.01	5,761,038.51	12,868,035.91	23,947,262.43	8,954,000.00					
MOOE	1810030001000000	15,000,000.00		15,000,000.00	8,152,000.00				8,152,000.00	4,813,883.93	1,148,820.17	1,893,275.41		7,858,079.27	1,139,641.82	1,394,421.89	1,439,064.04	5,973,827.82	5,848,000.00	495,927.73				
Operations	0000030000000000	15,000,000.00		15,000,000.00	8,152,000.00				8,152,000.00	4,813,883.93	1,148,820.17	1,893,275.41		7,858,079.27	1,139,641.82	1,394,421.89	1,439,064.04	5,973,827.82	5,848,000.00	495,927.73				
MFO 1: TRADE PROMOTION ACTIVITIES	1810030100000000	175,000,000.00		175,000,000.00	149,320,000.00				149,320,000.00	53,350,191.13	43,385,996.84	30,749,244.63		127,485,432.40	21,440,372.24	23,089,565.69	16,869,288.78	27,309,318.69	25,660,000.00	21,634,567.60				
MOOE	1810030100000000	175,000,000.00		175,000,000.00	149,320,000.00				149,320,000.00	53,350,191.13	43,385,996.84	30,749,244.63		127,485,432.40	21,440,372.24	23,089,565.69	16,869,288.78	27,309,318.69	25,660,000.00	21,634,567.60				
Sub-Total, Agency-Specific		220,000,000.00		220,000,000.00	180,618,000.00				180,618,000.00	87,349,629.03	58,263,136.02	32,674,746.73		158,287,511.87	28,999,202.07	37,216,026.18	50,914,380.71	117,128,806.94	39,382,000.00	22,330,498.33				
MOOE		220,000,000.00		220,000,000.00	180,618,000.00				180,618,000.00	87,349,629.03	58,263,136.02	32,674,746.73		158,287,511.87	28,999,202.07	37,216,026.18	50,914,380.71	117,128,806.94	39,382,000.00	22,330,498.33				
Fin Ex																								
CD																								
II. Automatic Appropriations																								
Sub-Total, Automatic Appropriations																								
MOOE																								
Fin Ex																								
CD																								
III. Special Purpose Fund																								
Sub-Total, SPF																								
MOOE																								
Fin Ex																								
CD																								
GRAND TOTAL		220,000,000.00		220,000,000.00	180,618,000.00				180,618,000.00	87,349,629.03	58,263,136.02	32,674,746.73		158,287,511.87	28,999,202.07	37,216,026.18	50,914,380.71	117,128,806.94	39,382,000.00	22,330,498.33				
MOOE		220,000,000.00		220,000,000.00	180,618,000.00				180,618,000.00	87,349,629.03	58,263,136.02	32,674,746.73		158,287,511.87	28,999,202.07	37,216,026.18	50,914,380.71	117,128,806.94	39,382,000.00	22,330,498.33				
Fin Ex																								
CD																								

Certified Correct:

Deluy, Wilma
Budget Officer
Date: 28/Nov/2017

Certified Correct:

Chief Accountant
Date:

Recommended By:

Mediran, Ma. Lourdes
Supervising DED for Finance
Date: 28/Nov/2017

Approved By:

Clayton, Clayton
Agency Head/Department
Date: 28/Nov/2017