


STATEMENT OF APPROPRIATIONS, ALLOTMENTS, OBLIGATIONS, DISBURSEMENTS AND BALANCES
As of the Quarter Ending **March 31, 2018**

Department: Budgetary Support to Government Corporations
Agency: Center for International Trade Expositions and Missions
Operating Unit: N/A
Organization Code (UACS): 350430000000
Fund Cluster: 01 - Regular Agency Fund


Authorization: 01 - Current Year Appropriations
Report Status: SUBMITTED


Particulars	UACS CODE	Appropriation			Allotments			Current Year Obligations				Current Year Disbursements				Balances							
		Authorized Appropriation	Adjustments (Transfer To)/From, Reassignment	Adjusted Appropriations	Allotments Received	Adjustments (Withdrawal, Reassignment)	Transfer To	Transfer From	Adjusted Total Allotments	1st Quarter Ending March 31	2nd Quarter Ending June 30	3rd Quarter Ending Sept. 30	4th Quarter Ending Dec. 31	Total	1st Quarter Ending March 31	2nd Quarter Ending June 30	3rd Quarter Ending Sept. 30	4th Quarter Ending Dec. 31	Total	Unreleased Appropriations	Unobligated Allotment	Unpaid Obligations (15-20) = (23+24)	
1	2	3	4	5=(3+4)	6	7	8	9	10=(8+7)+9	11	12	13	14	15*	16	17	18	19	20*	21=(5-10)	22=(10-15)	23	24
I. Agency Specific Budget																							
Subtotal																							
General Administration and Support	1000003000000000	31,827,000.00		31,827,000.00	31,827,000.00				31,827,000.00	3,096,102.31				3,096,102.31	2,096,864.27				2,096,864.27		28,727,897.69		1,902,238.04
General management and supervision	1000001000010000	31,827,000.00		31,827,000.00	31,827,000.00				31,827,000.00	3,096,102.31				3,096,102.31	2,096,864.27				2,096,864.27		28,727,897.69		1,902,238.04
MOOE		31,827,000.00		31,827,000.00	31,827,000.00				31,827,000.00	3,096,102.31				3,096,102.31	2,096,864.27				2,096,864.27		28,727,897.69		1,902,238.04
Support to Operations	2000000000000000	15,914,000.00		15,914,000.00	15,914,000.00				15,914,000.00	3,100,101.01				3,100,101.01	324,425.80				324,425.80		12,813,898.99		2,775,675.21
Institutional promotion and information services management	2000001000010000	15,914,000.00		15,914,000.00	15,914,000.00				15,914,000.00	3,100,101.01				3,100,101.01	324,425.80				324,425.80		12,813,898.99		2,775,675.21
MOOE		15,914,000.00		15,914,000.00	15,914,000.00				15,914,000.00	3,100,101.01				3,100,101.01	324,425.80				324,425.80		12,813,898.99		2,775,675.21
Operations	3000000000000000	184,135,000.00		184,135,000.00	184,135,000.00				184,135,000.00	55,537,378.53				55,537,378.53	22,547,491.18				22,547,491.18		128,597,621.47		32,889,897.35
OO : Increased Trade Promotion Activities	3100000000000000	184,135,000.00		184,135,000.00	184,135,000.00				184,135,000.00	55,537,378.53				55,537,378.53	22,547,491.18				22,547,491.18		128,597,621.47		32,889,897.35
EXPORT/TRADE PROMOTION PROGRAM	3101000000000000	184,135,000.00		184,135,000.00	184,135,000.00				184,135,000.00	55,537,378.53				55,537,378.53	22,547,491.18				22,547,491.18		128,597,621.47		32,889,897.35
Signature events	3101001000010000	25,000,000.00		25,000,000.00	25,000,000.00				25,000,000.00	17,806,417.51				17,806,417.51	1,637,511.51				1,637,511.51		7,193,582.49		16,188,095.00
MOOE		25,000,000.00		25,000,000.00	25,000,000.00				25,000,000.00	17,806,417.51				17,806,417.51	1,637,511.51				1,637,511.51		7,193,582.49		16,188,095.00
Overseas trade fairs	3101001000020000	159,135,000.00		159,135,000.00	159,135,000.00				159,135,000.00	37,730,961.02				37,730,961.02	20,909,979.67				20,909,979.67		121,404,038.98		16,820,991.35
MOOE		159,135,000.00		159,135,000.00	159,135,000.00				159,135,000.00	37,730,961.02				37,730,961.02	20,909,979.67				20,909,979.67		121,404,038.98		16,820,991.35
Sub-Total, Agency-Specific		231,876,000.00		231,876,000.00	231,876,000.00				231,876,000.00	61,736,581.85				61,736,581.85	24,968,781.25				24,968,781.25		170,139,418.15		36,767,800.60
PS																							
MOOE		231,876,000.00		231,876,000.00	231,876,000.00				231,876,000.00	61,736,581.85				61,736,581.85	24,968,781.25				24,968,781.25		170,139,418.15		36,767,800.60
Fin Ex																							
CO																							
II. Automatic Appropriations																							
Sub-Total, Automatic Appropriations																							
PS																							
MOOE																							
Fin Ex																							
CO																							
III. Special Purpose Fund																							
Sub-Total, SPF																							
PS																							
MOOE																							
Fin Ex																							
CO																							
GRAND TOTAL		231,876,000.00		231,876,000.00	231,876,000.00				231,876,000.00	61,736,581.85				61,736,581.85	24,968,781.25				24,968,781.25		170,139,418.15		36,767,800.60
PS																							
MOOE		231,876,000.00		231,876,000.00	231,876,000.00				231,876,000.00	61,736,581.85				61,736,581.85	24,968,781.25				24,968,781.25		170,139,418.15		36,767,800.60
Fin Ex																							
CO																							

Certified Correct:

Dulay, Wilma
Budget Officer
Date: 04/Jun/2018

Certified Correct:

Chief Accountant
Date:

Recommended By:

Mediran, Ma. Lourdes
Deputy Executive Director
Date: 04/Jun/2018

Approved By:

Terrado, Nora K.
Agency Head/Department
Date: 04/Jun/2018