
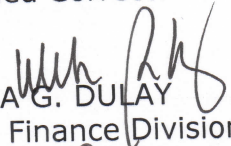


CENTER FOR INTERNATIONAL TRADE EXPOSITIONS AND MISSIONS
Statement of Financial Performance
(ALL FUNDS)
FOR THE PERIOD ENDED March 31, 2017


Revenue				
Service and Business Income	PHP	31,161,651.45		
Gains				PHP 31,161,651.45
Total Revenue				
Less: Current Operating Expenses				
Personnel Services	PHP	10,107,450.32		
Maintenance and Operating Expenses		10,238,867.09		
Financial Expenses		84,893.81		
Direct Costs		32,331,641.94		
Non-Cash Expenses		1,291,297.93		
Total Current Operating Expenses				54,054,151.09
Surplus/(Deficit) from Current Operations				PHP (22,892,499.64)
Net Financial Assistance/Subsidy/Contribution	PHP	70,624,000.00		
Gains		5,260.49		
Losses		(7,707.67)		
Net Surplus/(Deficit) for the period				<u>PHP 47,729,053.18</u>

Prepared by:

CHRISTINE KAREN M. AGUINALDO
 Accountant III

Certified Correct:

WILMA G. DULAY
 OIC - Finance Division

Noted by:

Atty. ANNA GRACE I. MARPURI
 OIC - Corporate Services Department

Approved by:

CLAYTON H. TUGONON
 Executive Director

CENTER FOR INTERNATIONAL TRADE EXPOSITIONS AND MISSIONS
Statement of Financial Position
(ALL FUNDS)
As of March 31, 2017

ASSETS


Current Assets			
Cash and Cash Equivalents	PHP	182,154,419.03	
Receivables		17,983,511.44	
Inventories		935,314.91	
Other Current Assets		654,550.86	
Total Current Assets			PHP 201,727,796.24
Non-current Assets			
Receivables (net)		3,273,076.66	
Property and Equipment (net)		41,577,642.09	
Other Non-current Assets		295,130,013.01	
Total Non-current Assets			<u>339,980,731.76</u>
Total Assets			PHP 541,708,528.00

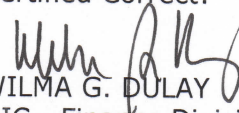
LIABILITIES

Current Liabilities			
Financial Liabilities		26,201,095.80	
Inter-agency Payables		5,123,230.79	
Trust Liabilities		1,421,401.54	
Deferred Credits/Unearned Income		6,081,422.29	
Other Payables		2,367,434.91	
Total Current Liabilities			PHP 41,194,585.33
Non-current Liabilities			
Financial Liabilities		7,678,661.89	
Other Payables		5,182,145.34	
Total Non-current Liabilities			<u>12,860,807.23</u>
Total Liabilities			<u>54,055,392.56</u>
Total Assets Less Total Liabilities			<u>PHP 487,653,135.44</u>

NET ASSETS/EQUITY


Government Equity			
Government Equity	PHP	41,221,808.66	
Revaluation Surplus		5,054,353.77	
Accumulated Surplus - Appropriated		292,247,723.34	
Accumulated Surplus - Unappropriated		101,400,196.49	
Net Surplus / (Deficit) for the period		47,729,053.18	
Total Net Assets/Equity			<u>PHP 487,653,135.44</u>

Prepared by:

 CHRISTINE KAREN M. AGUINALDO
 Accountant III

Certified Correct:

 WILMA G. DULAY
 OIC - Finance Division

Noted by:

 Atty. ANNA GRACE I. MARPURI
 OIC-Corporate Services Department





Approved by:

 CLAYTON H. TUGONON
 Executive Director

TRIAL BALANCE**As of March 31, 2017****Agency : Center for International Trade Expositions and Missions**

<u>ACCOUNT TITLES</u>	<u>ACCOUNT CODE</u>		<u>DEBIT BALANCES</u>	<u>CREDIT BALANCES</u>
ASSETS				
CURRENT ASSETS				
Cash - Collecting Officers	1010101000		88,146.74	
Advances for Special Disbursing Officer	1990103000		135,423.13	
Petty Cash	1010102000		100,000.00	
Cash in Bank - LCCA - DBP	1010202016		2,407,307.45	
Cash in Bank - LCCA - PNB	1010202029	Pi	54,049,835.86	
Cash in Bank - LCCA - PNB	1010202029	Ps	1,366,639.28	
Cash in Bank - LCCA - LBP	1010202024	Ls	8,721,150.04	
Cash in Bank - LCCA - LBP	1010202024	Li	5,707,434.99	
Cash in Bank - Local Currency, Time Deposits - DBP	1010204002		2,696,488.92	
Cash in Bank - Local Currency, Time Deposits - PND	1010204004		10,398,550.05	
Cash in Bank - Foreign Currency, Savings Account - PNE	1010303003		47,252,215.61	
Cash in Bank - Foreign Currency, Savings Account - LBP	1010303001		815,977.79	
Cash in Bank - Foreign Currency, Time Deposits - LBP	1010304001		48,415,249.17	
Accounts Receivable	1030101000	o	252,846.72	
Accounts Receivable	1030101000	L	13,544,061.18	
Accounts Receivable	1030101000	i	3,859,054.44	
Due from Officers and Employees	1030502000		30,386.46	
Advances to Officers and Employees	1990104000		355,216.08	
Due from National Government Agencies	1030301000		(162,545.77)	
Other Receivables	1030599000		50,667.27	
Other Receivables	1030599000	re	53,825.06	
Office Supplies Inventory	1040401000		669,553.18	
Drugs and Medicines Inventory	1040406000		32,110.25	
Other Supplies and Materials Inventory	1040499000		231,701.48	
Textbooks and Instructional Materials Inventory	1040410000		1,950.00	
Prepaid Rent			-	
Other Prepayments	1990299000		43,566.00	
Guaranty Deposits	1990302000		610,984.86	
TOTAL CURRENT ASSETS			201,727,796.24	-
NON-CURRENT ASSETS				
Accounts Receivable	1030101000	ec	443,446.37	
Accounts Receivable	1030101000	L	7,992,149.86	
Accounts Receivable	1030101000	i	547,535.93	
Allowance for Impairment - Accounts Receivable	1030101100			9,709,313.09
Advances to Officers and Employees	1990104000		1,378,924.76	
Receivables - Disallowances/Charges	1030501000	cen	(300.00)	
Receivables - Disallowances/Charges	1030501000	dmc	8,459.90	
Receivables - Disallowances/Charges	1030501000	oc	2,265,018.26	
Receivables - Disallowances/Charges	1030501000	pnb	270.20	
Receivables - Disallowances/Charges	1030501000	r	138,818.00	
Receivables - Disallowances/Charges	1030501000	re	208,066.47	
Guaranty Deposits	1990302000		2,273,081.04	
Other Assets	1999999000	ewt	2,296.88	
TOTAL			15,257,767.67	9,709,313.09
PROPERTY PLANT & EQUIPMENT				
Buildings	1060401000		22,451,967.22	
Other Structures	1060499000		21,946,150.50	
Office Equipment	1060502000		7,679,108.02	
Furniture and Fixtures	1060701000		4,894,178.81	
Information and Communication Technology Equipment	1060503000		31,828,707.04	
Books	1060702000		151,116.04	
Communication Equipment	1060507000		1,587,592.77	
Motor Vehicles	1060601000		12,652,501.48	
Other Property, Plant and Equipment	1069999000		7,997,155.64	
Accumulated Depreciation - Buildings	1060401100			28,967,733.07
Accumulated Depreciation - Office Equipment	1060502100			5,407,901.78
Accumulated Depreciation - Furniture and Fixtures	1060701100			3,580,926.39
Accumulated Depreciation - ICT Equipment	1060503100			18,418,239.91
Accumulated Depreciation - Books	1060702100			136,025.14
Accumulated Depreciation - Communication Equipment	1060507100			371,005.18
Accumulated Depreciation - Motor Vehicles	1060601100			8,655,513.47

TRIAL BALANCE				
As of March 31, 2017				
Agency : Center for International Trade Expositions and Missions				
<u>ACCOUNT TITLES</u>	<u>ACCOUNT CODE</u>		<u>DEBIT BALANCES</u>	<u>CREDIT BALANCES</u>
ASSETS				
Accumulated Depreciation - Other Property and Equipment	1069999100			4,073,490.49
TOTAL PROPERTY PLANT & EQUIPMENT			111,188,477.52	69,610,835.43
OTHER ASSETS				
Other Deposits (Restricted Building Fund)	1990399000	hysa	292,010,911.61	
Other Assets	1999999000	dsp	8,431,977.13	
Accumulated Impairment Losses - Other Assets	1999999100			7,588,253.65
TOTAL OTHER ASSETS			300,442,888.74	7,588,253.65
TOTAL NON-CURRENT ASSETS			426,889,133.93	86,908,402.17
TOTAL ASSETS			628,616,930.17	86,908,402.17
LIABILITIES				
CURRENT LIABILITIES				
Accounts Payable	2010101000	2015		5,968,681.70
Accounts Payable	2010101000	2016		13,153,786.52
Due to Officers and Employees	2010102000			7,078,627.58
Due to BIR	2020101000	brf		39,536.00
Due to BIR	2020101000	ct		60,636.36
Due to BIR	2020101000	ewt		493,453.80
Due to BIR	2020101000	gmp		20,042.07
Due to BIR	2020101000	re		33,252.58
Due to BIR	2020101000	vat		545,044.69
Due to BIR	2020101000	vatc		7,350.11
Due to BIR	2020101000	comp		1,020,744.73
Due to BIR	2020101000	ft		0.00
Due to GSIS-Salary Loan	2020102003	eal		11,662.09
Due to GSIS-Salary Loan	2020102003	cl		(14,588.91)
Due to GSIS-Salary Loan	2020102003	csl		163,677.46
Due to GSIS-Salary Loan	2020102003	ecp		1,835.00
Due to GSIS-Salary Loan	2020102003	el		23,850.08
Due to GSIS-Salary Loan	2020102003	eplus		1,016.04
Due to GSIS-Salary Loan	2020102003	esl		66,581.22
Due to GSIS-Salary Loan	2020102003	fhip		124.48
Due to GSIS-Salary Loan	2020102003	gmp		2,273.57
Due to GSIS-Salary Loan	2020102003	hip		525.14
Due to GSIS-Salary Loan	2020102003	hl		2,000.00
Due to GSIS-Salary Loan	2020102003	ol		12,135.75
Due to GSIS-Life and Retirement Premium	2020102001			251,295.49
Due to GSIS-Policy Loan	2020102004	pl		6,274.00
Due to GSIS-Policy Loan	2020102004	ouli		4,073.68
Due to GSIS-Salary Loan	2020102003	sl		6,423.20
Due to GSIS-Salary Loan	2020102003	som		(261.94)
Pag-IBIG Multi-Purpose Loan	2020103002	mpl		13,219.02
Pag-IBIG Multi-Purpose Loan	2020103002	pl		1,842.14
Pag-IBIG Premium	2020103001	p1		19,766.68
Pag-IBIG Premium	2020103001	p2		16,000.00
Due to PhilHealth	2020104000			30,904.02
Due to NGAs	2020105000			2,132,401.14
Due to GOCCs	2020106000	gten		145,941.73
Due to GOCCs	2020106000	nhmfc		4,199.37
Other Payables	2999999000	tm		1,421,401.54
Bail Bonds Payable	2040103000			993,204.71
Other Payables	2999999000	ace		113,168.95
Other Payables	2999999000	cc		727,961.85
Other Payables	2999999000	emp		300,489.05
Other Payables	2999999000	ref		232,610.35
Other Payables	2050299000	dc		6,081,422.29
TOTAL CURRENT LIABILITIES			-	41,194,585.33

TRIAL BALANCE			
As of March 31, 2017			
Agency : Center for International Trade Expositions and Missions			
ACCOUNT TITLES	ACCOUNT CODE	DEBIT BALANCES	CREDIT BALANCES
ASSETS			
NON-CURRENT LIABILITIES			
Accounts Payable	2010101000	2012	1,179,227.19
Accounts Payable	2010101000	2013	5,380,938.38
Accounts Payable	2010101000	2014	852,924.08
Due to Officers and Employees	2010102000		265,572.24
Guaranty/Security Deposits Payable	2040104000		34,200.00
Bail Bonds Payable	2040103000		172,172.24
Other Payables	2999999000	al	(7,338.26)
Other Payables	2999999000	emp	732,866.56
Other Payables	2999999000	fh	122,922.00
Other Payables	2999999000	mh	8,320.00
Other Payables	2999999000	ph	5,222.10
Other Payables	2999999000	pm	223,268.63
Other Payables	2999999000	spc	3,660.00
Other Payables	2999999000	tm	2,000.00
Other Payables	2999999000	ref	-
			3,884,852.07
TOTAL NON-CURRENT LIABILITIES			-
			12,860,807.23
TOTAL LIABILITIES			-
			54,055,392.56
EQUITY			
Government Equity	3010101000		40,596,808.66
Government Equity	3010101000	etal	625,000.00
Revaluation Surplus	3020101000		5,054,353.77
Accumulated Surplus - Appropriated		re	292,010,911.61
Accumulated Surplus - Unappropriated		ure	101,400,196.49
Income and Expense Summary	3030101000		236,811.73
TOTAL EQUITY			-
			439,924,082.26
TOTAL LIABILITIES AND EQUITY			-
			493,979,474.82
INCOME			
Other Service Income	4020199099		31,151,775.81
Subsidy from National Government	4030101000		70,624,000.00
Others	4020221099		0.00
Other Business Income	4020299099		9,875.64
Gain (Loss) on FOREX	4050101000		(102.06)
Gain on Sale of Disposable Assets	4050104000		5,362.55
TOTAL INCOME			-
			101,790,911.94
EXPENSES			
Basic Salary - Civilian	5010101001		7,673,369.24
PERA - Civilian	5010201001		479,375.04
Representation Allowance (RA)	5010202000		284,854.94
Transportation Allowance (TA)	5010203001		181,290.32
Productivity Enhancement Incentive - Civilian	5010299012		30,000.00
Retirement and Life Insurance Premiums	5010301000		614,306.19
Pag-IBIG - Civilian	5010302001		16,100.00
PhilHealth - Civilian	5010303001		55,050.00
ECIP - Civilian	5010304001		16,097.38
Other Personnel Benefits	5010499099		313,496.97
Traveling Expenses - Local	5020101000		108,063.60
Traveling Expenses - Foreign	5020102000		1,341,386.77
Training Expenses	5020201002		177,404.00
Fuel, Oil and Lubricants Expenses	5020309000		52,559.26
Other Supplies and Materials Expenses	5020399000		113,486.01
Water Expenses	5020401000		86,967.35
Electricity Expenses	5020402000		784,047.99
Landline	5020502002		344,608.09
Mobile	5020502001		67,143.59
Internet Subscription Expenses	5020503000		461,114.95
Membership Dues and Contributions to Organizations	5029906000		21,030.00
Printing and Publication Expenses	5029902000		132,214.57
Operating Lease	5029905006		20,780,306.26

TRIAL BALANCE				
As of March 31, 2017				
Agency : Center for International Trade Expositions and Missions				
<u>ACCOUNT TITLES</u>	<u>ACCOUNT CODE</u>	<u>ACCOUNT CODE</u>	<u>DEBIT BALANCES</u>	<u>CREDIT BALANCES</u>
ASSETS				
Representation Expenses	5029903000	783	255,508.01	
Transportation and Delivery Expenses	5029904000	784	1,031,687.12	
Other Subscription Expenses	5029907099	786	1,612,800.00	
Other General Services	5021299099	795	2,743,157.96	
Other Professional Services	5021199000	799	466,682.08	
Motor Vehicles	5021306001	841	49,190.00	
Donations	5029908000	878	5,000.00	
Extraordinary and Miscellaneous Expenses	5021003000	883	7,062.37	
Taxes, Duties and Licenses	5021501001	891	6,829.06	
Fidelity Bond Premiums	5021502000	892	87,346.00	
Insurance Expenses	5021503000	893	14,524.61	
Depreciation - Buildings	5050104001	911	472,467.98	
Depreciation - Office Equipment	5050105002	921	35,323.26	
Depreciation - Furniture & Fixtures	5050107001	922	36,021.53	
Depreciation - ICT Equipment	5050105003	923	587,702.57	
Depreciation - Communication Equipment	5050105007	929	1,552.28	
Depreciation - Motor Vehicles	5050106001	941	134,392.50	
Depreciation - Other PPE	5050199099	950	23,837.81	
Loss on Sale of Assets	5050409000	967	7,707.67	
Other Maintenance and Operating Expenses	5029999099	969	11,551,335.68	
Bank Charges	5030104000	971	84,893.81	
TOTAL EXPENSES			54,061,858.76	-
GRAND TOTAL			682,678,788.93	682,678,788.93
NET INCOME				47,729,053.18
I HEREBY CERTIFY THAT THIS TRIAL BALANCE CONSISTING OF FOUR(4) PAGES IS A TRUE AND COMPLETE SUMMARY OF TOTAL BALANCES OF ACCOUNTS AS SHOWN IN THE LEDGER.				
Prepared by:			Certified Correct:	
				
CHRISTINE KAREN M. AGUINALDO			WILMA G. DULAY	
Accountant III			OIC - Finance Division	
Noted by:			Approved by:	
				
Atty. ANNA GRACE I. MARPURI			CLAYTON H. TUGONON	
OIC - Corporate Services Dept.			Executive Director	
Date Printed: 7/06/2017				

